



**C-TRAN BOARD OF DIRECTORS
MEETING MINUTES**

November 12, 2013

The C-TRAN Board of Directors meeting was held Tuesday, November 12, 2013 at Vancouver Community Library, Columbia Room, 901 C. Street, Vancouver, WA.

CALL TO ORDER

Chair Ganley called the meeting to order at 5:37 p.m.

PLEDGE OF ALLEGIANCE

Chair Ganley led the Pledge of Allegiance.

ROLL CALL OF MEMBERS

PRESENT: Jack Burkman (alternate for Bart Hansen), Connie Jo Freeman, Bill Ganley, Jim Irish, Roy Jennings, Tim Leavitt, David Madore, Tom Mielke, Larry Smith, Steve Stuart

ABSENT: None

STAFF PRESENT

Executive Director/CEO Jeff Hamm, Legal Counsel Tom Wolfendale, Director of Operations Lynn Halsey, Interim Director of Development & Public Affairs Jim Quintana, Community Involvement Coordinator Katy Belokonny, Director of Maintenance Celia Sherbeck, Field Operations Manager Bob Medcraft, Passenger Service Manager Walt Gordon, Senior Manager of Information Technology Bob McMahan, BRT Project Manager Chuck Green, Financial Manager Julie Syring, Executive Assistant/Clerk of the Board Debbie Jermann.

CHANGES TO AND APPROVAL OF THE BOARD AGENDA

TIM LEAVITT MOTIONED, JIM IRISH SECONDED, AND MOTION CARRIED TO CONSIDER ACTION ITEMS AFTER BOARD PRESENTATIONS AND CITIZEN COMMUNICATIONS.

DAVID MADORE MOTIONED AND TOM MIELKE SECONDED TO DISCUSS THE PUBLIC INFORMATION REQUEST ITEM SCHEDULED FOR AN EXECUTIVE SESSION IN OPEN SESSION.

Board Member Madore stated he does not believe that the subject qualifies as an Executive Session topic.

Legal Counsel Tom Wolfendale advised that the topic does meet the Revised Code of Washington (RCW) as the discussion in open session could place the agency at risk for litigation.

Board Member Mielke said he would honor the advice of legal counsel.

Board Member Steve Stuart asked if any decision would be made in open session.

Legal Counsel Wolfendale stated he is not asking the Board to make a decision; however, any decision would have to be made in open session.

THE MOTION FAILED.

BOARD PRESENTATIONS

RETIREMENT OF PARATRANSIT OPERATOR THOMAS "TOM" SANDEEN, BOARD RESOLUTION BR-13-016

Chair Bill Ganley read the proclamation.

STEVE STUART MOTIONED, LARRY SMITH SECONDED, AND MOTION CARRIED TO APPROVE C-TRAN BOARD RESOLUTION BR-13-016 RECOGNIZING THE RETIREMENT OF PARATRANSIT OPERATOR THOMAS "TOM" SANDEEN.

Chair Ganley presented a plaque in recognition of Operator Sandeen's service to C-TRAN.

CITIZEN COMMUNICATION TO THE BOARD

CHUCK MILLER, 25810 NE 12th St., Vancouver, WA stated he is a former TriMet employee, and urged the Board to reconsider using articulated buses, as there were many issues when TriMet used the buses in inclement weather, and maintenance issues. Mr. Miller urged the Board to consider the vote of Clark County voters when making decisions.

Board Member Madore asked if TriMet still owns articulated buses.

Mr. Miller said he does not believe they still own those buses.

Board Member Madore asked how many of the buses TriMet purchased.

Mr. Miller said he did not know.

CAROLYN CRAIN, 5917 NE 47th St., Vancouver, WA asked the C-TRAN Board to take a step back, redo, and revisit the contract with TriMet. The Board did not have the contract prior to the September 26 vote to review and believes it is a mistake to continue forward. Ms. Crain said the citizens voted against funding Bus Rapid Transit (BRT) and if the Board decides to move forward, they need to take the issue of BRT funding to the voters again.

HARRY KIICK, Vancouver, WA said there are many transportation projects in the works, so it is obvious the citizens and government want to build for the future. The BRT project is another way to build toward the future. Mr. Kiick said the Columbia River Crossing (CRC) and BRT projects are separate issues and asked that the C-TRAN Board not allow people to confuse that and turn into one issue.

LEE JENSEN, 605 SW Eaton Blvd., Battle Ground, WA said there are several Federal laws regarding eminent domain, with some in the Bill of Rights. In the 1970's, the Uniformed Relocation Act was created that affects all federally funded projects. The act ensures people with property are compensated, and the State of Washington pays more than federally required. Mr. Jensen advised the Board on his positive experiences with eminent domain.

Board Member Madore said the contract sets up TriMet as the authority for all capital construction for light rail. If a citizen comes to the C-TRAN Board and asks that their property not be subjected to eminent domain, does the C-TRAN Board have the right to side with the citizen.

Chair Ganley asked that the question be addressed during Board Communications.

MARGARET TWEET, Camas, WA stated the vote for funding of BRT and Light Rail was held district wide. It has been suggested that only those who ride light rail will be impacted; however, all residents of the service district will be affected. Ms. Tweet submitted the election results for the November 5, 2013 election (attached to these minutes as Exhibit A). Ms. Tweet questioned why contracts are being signed with the consultant to move forward with BRT when citizens have voted against funding. Ms. Tweet said she has not witnessed overcrowding on the Fourth Plain right, and some people choose to stand by choice. Ms. Tweet submitted average number of passenger rider information (attached to these minutes as Exhibit B). Ms. Tweet said the issue of people not being allowed on the bus is the fault of the drivers, by them not making people move to make room for those with mobility devices.

JUDY TIFFANY, Vancouver, WA said she rides the #4 Fourth Plain route often and when there are already two wheelchairs boarded, a third wheelchair must wait for the next bus. At the last election, the citizens within ½ mile of the Fourth Plain corridor vote 50% in favor. The annual savings for the BRT project would be \$900,000 compared to zero savings for other transportation projects in the county. Ms. Tiffany added that she believes significant improvements have been made to the articulated buses over the years.

MARK MAGGIORA, 3204 Y St., Vancouver, WA congratulated those Board members who have voted to move projects forward. Mr. Maggiora said a recent article discussed using capital reserves to move the BRT project forward. This is an opportunity to leverage capital investment by a margin of 8 to 1 and a huge positive move to invest in infrastructure. The local match can be paid with the project \$900,000 savings in 10 years time. The BRT project will also set the stage for development and is what is needed in the Fourth Plain corridor. Mr. Maggiora urged the Board to follow previous policy decision and stop playing games. Mr. Maggiora urged the Board to reject the resolution submitted by Board Member David Madore, scheduled for discussion on this evening's agenda.

PAUL MONTAGUE, Vancouver, WA said he hopes that those elected will move the community forward and noted there was low voter turnout. Mr. Montague said his hope is the community continues to become a region to attract technical sector jobs and to do this, the community need to get serious about governance.

JIM KARLOCK, Portland, OR stated developers would make millions at taxpayer expense. Every time someone steps foot on a transit vehicle, it costs the taxpayers.

ACTION ITEMS

RULES OF CONDUCT AND TRANSIT EXCLUSION, BOARD POLICY PBD-021, STAFF REPORT #13-056

Director of Operations Lynn Halsey provided the staff report.

In 1994, C-TRAN established a Departmental Procedure for excluding passengers who violated C-TRAN Rules of Conduct or the State's Unlawful Bus Conduct statute. Violation of a C-TRAN issued exclusion subjects an excluded passenger to arrest and trespass charge. This procedure has proven an effective and necessary tool for dealing with inappropriate or illegal behavior on buses, at bus stops and at transit centers. Excluded passengers have the right to appeal their exclusion, which provides an opportunity to discuss an excluded passenger's unwanted behavior that frequently results in a modification of the person's behavior and restoration of riding privileges.

In 2011, the Washington State Transit Insurance Pool (WSTIP) commissioned the Christie Law Group of Seattle to develop best practices for developing Rules of Conduct and Transit Exclusion policies. C-TRAN, which had already been working on an updated exclusion policy, adopted key components of WSTIP's best practice recommendations to include the recommendation that it be adopted as a board policy. The purpose of the new policy is to update C-TRAN's Rules of Conduct, more clearly define the exclusion process, establish reasonable defined exclusion periods, ensure fair and consistent treatment of passengers and to and minimize agency liability by adopting best practices.

In summary, differences between C-TRAN's current Departmental Procedure and the proposed Rules of Conduct and Transit Exclusions Board Policy include becoming a board policy rather than a departmental procedure, expanded definitions and list of prohibited conduct, more clearly established enforcement procedures along with a defined duration of exclusion based on violation severity and whether the person is a repeat offender. C-TRAN intends to fully communicate the new policy to the public and advise excluded passengers, including those with Limited English Proficiency or a disability, of their right to appeal.

TIM LEAVITT MOTIONED AND LARRY SMITH SECONDED TO ADOPT PROPOSED RULES OF CONDUCT AND TRANSIT EXCLUSION POLICY (BOARD POLICY PBD-021).

Board Member Mielke asked if the rules must be adopted by the union.

Director Halsey stated no, as the proposed policy does not address driver conduct.

THE MOTION PASSED UNANIMOUSLY.

PROPOSED C-TRAN BYLAW AMENDMENTS, STAFF REPORT #13-057

Legal Counsel Wolfendale provided the staff report.

Legal Counsel representing C-TRAN, Clark County, the cities of Vancouver, Washougal, Ridgefield, La Center, and Battle Ground, and the Town of Yacolt met in person and by phone and discussed three differing interpretations of the impact on C-TRAN Bylaw Section 4.5.1 Vetoes should the number of members representing Clark County and/or the City of Vancouver on the C-TRAN Board of Directors change.

At the October 8, 2013 C-TRAN Board Composition Review Committee meeting, the Committee discussed the uncertainty surrounding how any change in the number of C-TRAN Board members representing Clark County and/or the City of Vancouver would impact C-TRAN Bylaw Section 4.5.1 Vetoes. The Committee delayed taking action on the composition of the C-TRAN Board of Directors pending the current C-TRAN Board's consideration of a potential amendment to current Section 4.5.1 Vetoes that retains block veto authority for both Clark County and the City of Vancouver, but also allows for a supermajority override of any block veto.

In order to amend the C-TRAN Board by-laws "copies of the proposed revisions or amendments shall have been available to each Board Member at least 30 days prior to the regular or special meeting at which proposed revisions or amendments are to be acted upon."

POTENTIAL AMENDMENT FOR CONSIDERATION:

4.5.1.1 Exercise of veto. Negative votes by the all the Members representing the City of Vancouver, or negative votes by all the Members representing Clark County, on any action to be taken by the governing board shall constitute a veto of that action.

4.5.1.2 Override of veto. A veto that has been exercised under Section 4.5.1.1 may be overridden by a vote of two-thirds of the whole voting membership of the whole Board.

4.5.1.3 Amendment or deletion of veto. Veto authority under Section 4.5.1.1 may be amended or deleted by resolution adopted by the governing board which resolution itself must be approved by vote of all members representing the City of Vancouver and Clark County.

4.5.1.4 Exception to veto. Veto authority under Section 4.5.1.1 shall not apply to any action taken by the Board in regard to the employment contract of the Executive Director on any provision contained therein including any ancillary agreements related thereto.

Legal Counsel Wolfendale stated the C-TRAN Board could accept the suggested changes, reject the changes, modify the changes, or postpone the matter.

Chair Ganley asked how case law regarding "one person, one vote" affects the block veto.

Legal Counsel Wolfendale said when C-TRAN was originally formed, there were three legal opinions regarding the appropriateness of the block veto. The block veto has never been legally challenged. The "one person, one vote" issue affects King County Metro, and it was determined that "one person, one vote" only applies to elected Boards. Legal Counsel Wolfendale stated in his opinion, the C-TRAN Board is appointed.

Board Member Madore asked who is able to vote on the bylaw change and what outcome is needed.

Legal Counsel Wolfendale said all of the Board members with the exception of the union representative can vote, and as currently stated, all City of Vancouver and all County Commissioner members must vote in favor of the potential modification.

TOM MIELKE MOTIONED AND DAVID MADORE SECONDED TO POSTPONE A DECISION ON THE ISSUE UNTIL THE DECEMBER 10, 2013 C-TRAN BOARD MEETING.

Board Member Steve Stuart said as a point of information, the Board Composition Review Committee decided to delay action until the C-TRAN Board had the opportunity to discuss the bloc veto issue, and the Board needs to take into consideration the work of the Board Composition Review Committee when making any decisions.

Executive Director/CEO Jeff Hamm asked for clarification if the intent is to bring the proposed bylaw amendments back to the Board for action.

Board Member Mielke said his intent is for Board action at the December meeting.

Board Member Connie Jo Freeman asked if there were any other potential changes to the bylaws, and if so, could those proposed changes be shared with the Board as soon as possible.

Legal Counsel Wolfendale noted the Board members could bring additional options or possible amendments to the bylaws.

Board Member Freeman asked if other options could be provided prior to the December meeting.

Legal Counsel Wolfendale said Board Members could provide staff with additional changes, which could be brought to the December meeting.

Board Member Freeman asked if additional changes would require additional 30-days notice.

Legal Counsel Wolfendale suggested any additional changes be noticed for 30 days. The proposed amendment could be discussed at the December meeting, and would come back to the Board for action after additional 30-day notice.

Board Member Jim Irish said if a decision is delayed; the Board Composition Committee would have to delay their discussion until after any Board action.

Board Member Mielke said his intent is not to delay action, but rather have an opportunity to ensure the right action is taken.

Board Member Madore said another choice is to accept the interpretation of the Clark County Prosecutor, which means a veto, is three negative votes by the City of Vancouver or Clark County.

Legal Council Wolfendale said there are three legal opinions, and he does not agree with the legal opinion of the County Prosecutor.

Board Member Madore stated the C-TRAN Board has the option of adopting that interpretation.

Board Member Stuart said the Board has the freedom to adopt any of the legal opinions, including the City of Vancouver, Clark County, and C-TRAN Legal Counsel.

Board Member Madore said he wants to be clear that a choice the Board can make is to amend the bylaws noting three negative votes by the City of Vancouver or Clark County is a block veto.

Legal Counsel Wolfendale stated that change, as well as all options presented, would need unanimous consent of all City of Vancouver and Clark County representatives.

Executive Director/CEO Hamm stated the agenda with the proposed changes were provided to the Board on November 6, so if no changes are made to the proposal, the Board could meet the 30-day requirements and take action on the December 10 meeting.

Board Member Mielke suggested the Board Members take the proposal back to their respective councils then come back and to the December 10 meeting, and if necessary, make changes and re-notice for an additional 30 days.

Board Member Leavitt stated the direction from the Vancouver City Council does not support any amendments to the bylaws that undermine the veto authority for the City of Vancouver.

Legal Counsel Wolfendale stated the current bylaws are not absolutely clear on the 30-day requirement; however, he would suggest the conservative approach to allow notice for 30 days for any amendment. If a Board Member submits an additional option or propose a change to the proposed amendments, Legal Counsel would advise that an additional 30 days notice be given.

Legal Counsel Wolfendale stated if the bylaws were only amended to delete a section, he does not believe 30 days notice is required.

Board Member Madore stated several of the small cities have expressed they do not support the block veto provision and none of the suggestions addresses that.

Board Member Ganley stated he personally does not feel the block veto is legal, and would like to take these suggestions back to his council for discussion.

Board Member Mielke stated if the City of Vancouver does not support any change to the veto language, then it is a waste of time.

TOM MIELKE WITHDREW HIS MOTION; DAVID MADORE WITHDREW HIS SECOND TO THE MOTION.

Board Member Freeman asked if the block veto issue has ever been litigated.

Legal Counsel Wolfendale said no.

Board Member Freeman said she believes it is time to allow the courts to decide the legality of the block veto provision.

Board Member Madore suggested the block veto issue be sent to a Superior Court Judge, and delay any action until after a decision has been reached. Board Member Madore said he has already discussed with the Clark County Prosecuting Attorney.

Legal Counsel Wolfendale stated Clark County would bring a declaratory judgment action, naming C-TRAN as a party, asking the Clark County Superior Court to rule on the validity of the block veto.

Legal Counsel Wolfendale asked if there was any concern with him contacting Clark County Prosecutor.

Board Member Madore said he has no issue with Legal Counsel communicating with all legal counsels.

TIM LEAVITT MOVED TO POSTPONE ANY CONSIDERATION OF AMENDMENTS UNTIL A LEGAL OPINION HAS BEEN GIVEN; AND URGE THE BOARD OF COMPOSITION REVIEW COMMITTEE TO ALSO POSTPONE ACTION UNTIL AFTER THE LEGAL CLARIFICATION IS RECEIVED. LARRY SMITH SECONDED THE MOTION.

Board Member Stuart said he could ask the Board Composition Review Committee if they wish to delay until after a legal interpretation is received.

THE MOTION PASSED UNANIMOUSLY.

FOURTH PLAIN BUS RAPID TRANSIT (BRT) BOARD RESOLUTION #13-018, Staff Report #13-058

Board Member David Madore submitted the proposed resolution for consideration at the October 8, 2013 meeting. A motion was made, seconded, and passed to postpone consideration of the resolution to the November 12, 2013 C-TRAN Board meeting.

Board Member Stuart asked if some components of the resolution are moot given the November 5, 2013 election has passed.

Board Member Madore said while the election has passed, it is now time to consider the results of the election.

Board Member Smith said the election results have yet to be certified.

DAVID MADORE MOTIONED AND CONNIE JO FREEMAN SECONDED TO APPROVE BOARD RESOLUTION BR-13-018 TO WELCOME, CONSIDER, AND COURTEOUSLY REGARD THE VOTE OF THE PEOPLE IN THE NOVEMBER 2013 CLARK COUNTY ADVISORY ELECTION ON BUS RAPID TRANSIT.

Board Member Mielke asked what the action is.

Board Member Madore said there are two steps, the first is, consider the election results of Advisory Vote No. 2 (attached to these minutes as Exhibit D); and secondly, consider the vote before spending local funds on BRT along Fourth Plain.

Board Member Jack Burkman said he does not feel a resolution is the appropriate avenue for this discussion item.

Board Member Irish stated the advisory vote was to give County Commissioner's direction and questioned why the C-TRAN Board is being asked to vote on a resolution regarding the County advisory vote.

Chair Ganley advised it is a tool for discussion.

Board Member Jennings asked if the verbiage in the resolution that speaks to not spending funds on BRT, would limit C-TRAN's ability to make decisions regarding anything for Fourth Plain, including minor changes such as a bus stop or replacing a light bulb.

Board Member Smith stated he has difficulty with the resolution, and believes it is poorly worded, and there are other ways to address these types of needs.

Board Member Stuart asked when the next meeting where staff will ask the Board to take action on or approve funds for BRT.

Executive Director/CEO said it would be spring 2014.

Board Member Stuart asked that the information contained in the advisory vote and resolution, including precinct information, be included as part of the staff report for future BRT actions.

Board Member Burkman stated any Board Member can ask staff to include additional information to help them make a decision. Anytime a major funding effort comes forward, he would assume that staff is provided direction along the way.

Board Member Madore said the C-TRAN Board needs to keep commitments already made and C-TRAN should have been the governing body to put the advisory vote to the voters. It is clear from the election results; the people oppose all BRT projects unless they get a specific vote on specific projects. It is the charge of C-TRAN to consider those election results.

Board Member Madore said the second step is to do what the voters asked them to do. Board Member Madore said he spoke with Board Member Stuart and was guaranteed that the people would get a vote, and that vote should mean something.

Board Member Stuart said he had planned to support but after listening to the conversation, has decided to not support as it is clear it is a political game and not about the policy and vote that was taken.

Board Member Mielke said this is about an advisory vote and as elected officials; they need to pay attention to the results of that vote.

LARRY SMITH CALLED FOR THE QUESTION. THE CALL FOR THE QUESTION FAILED DUE TO LACK OF A SECOND.

THE MOTION FAILED AS FOLLOWS:

BURKMAN	NO	FREEMAN	YES
GANLEY	YES	IRISH	NO
LEAVITT	NO	MADORE	YES
MIELKE	YES	STUART	NO
SMITH	NO		

COMMUNICATIONS

From the Executive Director/CEO

3. Direction on Upcoming RTC Board of Directors Resolution

Executive Director/CEO Hamm stated a resolution submitted by County Commissioner David Madore (attached to these minutes as Exhibit E) and would be considered at the next RTC meeting and he is asking for Board direction on how to vote on the proposed resolution. The resolution is asking the RTC Board to continue to support RTC resolution No. 07-08-10, adopted July 22, 2008 (attached to these minutes as Exhibit F).

DAVID MADORE MOTIONED AND CONNIE JO FREEMAN SECONDED THAT THE C-TRAN BOARD DIRECT EXECUTIVE DIRECTOR/CEO TO SUPPORT THE PROPOSED RTC RESOLUTION.

Board Member Burkman said this is a political game and there are numerous resolutions submitted by Board Member Madore to the RTC Board, that reinforce existing policy, and are not effective, action oriented resolutions. Board Member Burkman urged Board Members to vote no on the motion.

Board Member Mielke said this is a request from the Executive Director/CEO to provide direction so not a political game.

Board Member Stuart said he believes Board Member Burkman wants to send a message with the Executive Director/CEO Hamm that these types of resolutions should not be rewarded with a yes vote.

Board Member Madore said the commitment made to the citizens was made by resolution, as it states in RTC's 2008 resolution. C-TRAN is rushing forward even though the people said no in 2012 and 2013 and RTC is doing the same thing. This is to be honest and straightforward to recognize the adopted resolution as valid. We are acting contrary to the adopted resolution. We are not being consistent with our own policies. The LPA included these adopted resolutions and was included in the Record of Decision and has to do with integrity.

Board Member Stuart said if we disagree with a policy or have a differing opinion then the resolution is appropriate, but what is not appropriate is using resolutions to impugn fellow elected officials, and we need to respect others opinions. No additional taxes are being placed on the citizens so it is not necessary to ask for approval, as they are not being impacted.

Board Member Madore said the reason we are saying we are not using existing funds is the \$900,000 per year savings for BRT, is a result of a 25 percent cut in service hours on the Fourth Plain corridor.

Executive Director/CEO Hamm said the savings is a result of fewer service hours invested in a route that will have in an increase in service frequency.

Board Member Madore asked for a discussion to be scheduled at a future Board Meeting regarding BRT to have basic questions answered.

THE VOTE ON THE MOTION FAILED AS FOLLOWS:

BURKMAN	NO	FREEMAN	YES
GANLEY	YES	IRISH	NO
LEAVITT	NO	MADORE	YES
MIELKE	YES	STUART	NO
SMITH	NO		

JACK BURKMAN MOVED AND TIM LEAVITT SECONDED TO DIRECT THE EXECUTIVE DIRECTOR/CEO TO OPPOSE THE PROPOSED RESOLUTION AT RTC.

THE VOTE ON THE MOTION FAILED AS A RESULT OF A TIE VOTE AS FOLLOWS:

BURKMAN	NO	FREEMAN	YES
GANLEY	YES	IRISH	NO
LEAVITT	NO	MADORE	YES
MIELKE	YES	STUART	ABSTAIN
SMITH	NO		

Board Member Tim Leavitt left the meeting at 7:45 p.m.

EXECUTIVE SESSION

LEGAL COUNSEL REQUESTED EXECUTIVE SESSION (PUBLIC RECORDS REQUESTS) PURSUANT TO RCW 42.30.110(i)(iii)

Chair Bill Ganley announced the Board would move into an Executive Session for approximately 20 minutes.

At 8:10 p.m., Chair Ganley advised the Executive Session would continue for an additional 20 minutes.

The Executive Session adjourned at 8:52 p.m. with no action taken.

CONSENT AGENDA

APPROVAL OF BOARD SEPTEMBER 26 AND OCTOBER 8, 2013 MINUTES

TRANSMITTAL OF CLAIMS NUMBERED 099650 THROUGH 099951 PLUS NET PAYROLL PAID IN OCTOBER 2013, IN THE TOTAL AMOUNT OF \$3,377,655.37

APPROVE CRITERIA: LEGAL SERVICES – LABOR AND EMPLOYMENT LAW, STAFF REPORT #13-050
C-TRAN's current contract for legal representation regarding labor negotiations and employment issues is in need of renewal. C-TRAN's procurement policy requires all services of this nature to be competitively procured.

APPROVE CRITERIA: MEDICAL REVIEW SERVICES, STAFF REPORT #13-051
C-TRAN requires the services of a Medical Review Officer (MRO) to conduct Department of Transportation physicals, fitness for duty physicals, pre-employment physicals, and other periodic physicals for C-TRAN employees. In addition, the MRO reviews drug screen results as required by the U.S. Department of Transportation (USDOT) and Federal Transit Administration (FTA). C-TRAN's current contract for Medical Review Officer Services is in need of renewal. C-TRAN's procurement policy requires all services of this nature to be competitively procured.

APPROVE CRITERIA: FACILITY VENDING MACHINES, STAFF REPORT #13-052
C-TRAN's current contract for Vending Machine Services for Transit Facilities will expire shortly. C-TRAN's procurement policy requires all services of this nature to be competitively procured. Since no funds are required from C-TRAN in contracting of vending services, there will be no budget impact; however, pursuant to RCW 74.18.20, WAC 67-35-160, and 20 USC 107, better

known as the Randolph Sheppard Act, the successful vendor will be required to meet the ten percent commission commitment to the Washington State Department of Services for the Blind.

CONTRACT AWARD: ELECTRONIC FAREBOX COLLECTION SYSTEM; FAREBOX PURCHASE, STAFF REPORT #13-053

On June 11, 2013 the C-TRAN Board of Directors authorized the release of a Request for Proposals for the replacement of the current, outdated GFI Cents-a-Bill farebox system in C-TRAN's fleet of transit coaches. The purpose of the procurement is to obtain an updated farebox system, revenue transfer equipment and computer integration to meet present fare technology operation and customer expectations.

APPROVAL OF DEFERRED COMPENSATION PROVIDER, STAFF REPORT #13-054 APPROVING BOARD RESOLUTION BR-13-017

As public employees, C-TRAN employees are eligible for Public Employees' Retirement System (PERS) benefits administered by the Department of Retirement Systems (DRS). DRS also offers a voluntary supplemental retirement savings program (an IRC Section 457 Plan) known as the Washington State Deferred Compensation Program (DCP). This plan offers employees the ability to invest additional pre-tax dollars toward securing their retirement. Currently, C-TRAN employees have the option to voluntarily contribute pre-tax dollars into a 457 Plan administered through TIAA-CREF. There are several benefits to adding the DCP as an additional option for C-TRAN employees, including reduced fees, a dedicated account manager, coordination of PERS and DCP benefits, and effective marketing materials. DCP offers a variety of funds that are well diversified with options suitable for retirement plan investing.

APPROVE DISPOSAL OF SURPLUS STAFF VEHICLES, STAFF REPORT #13-055

C-TRAN vehicles #177 and #178 (2001 Toyota Prius) and #181 (2005 Dodge Caravan) have reached the end of their useful lives. Operational concerns and maintenance costs have caused maintenance staff to recommend the vehicles to be declared surplus and disposed of in such a manner as to render the greatest possible return.

LARRY SMITH MOTIONED, JACK BURKMAN SECONDED, AND MOTION CARRIED TO APPROVE THE CONSENT AGENDA

PRESENTATIONS

AMERICAN BUS BENCHMARKING GROUP (ABBG) BENCHMARKING AND PERFORMANCE MEASURES UPDATE

Chair Ganley advised the presentation would be postponed until a future meeting.

COMMUNICATIONS (Continued)

From the Chair

1. Appointment of Board Committee to Conduct the 2013 Performance Evaluation of Executive Director/CEO Jeff Hamm

Chair Bill Ganley, Vice-Chair Steve Stuart, and Past Chair Larry Smith were appointed to the committee.

DAVID MADORE MOTIONED, CONNIE JO FREEMAN SECONDED, AND MOTION CARRIED TO RECONSIDER APPROVAL OF THE SEPTEMBER 26 AND OCTOBER 8, 2013 MINUTES IN THE CONSENT AGENDA.

Board Member Madore said at the September 26 meeting, a vote was taken on a resolution and that resolution was not included as an attachment to the minutes, and there are inaccurate quotations regarding an amendment to Board Policy PBD-015 and a statement made by Board Member Stuart is misstated, and questioned a statement made by Legal Counsel Wolfendale. Any amendment to any Board policy must be stated exactly.

Board consensus was to bring the minutes of September 26 and October 8, 2013 back to the Board for approval.

From the Executive Director/CEO

1. 2013 Executive Director/CEO Work Goals & Objectives; 3rd Quarter Update (July through September 2013)
2. 2013 Workplan; 3rd Quarter Update (July through September 2013)

Board Member said Goal No. 1 work continues to move forward with the CRC Project when the voters have indicated they do not support.

Executive Director/CEO Hamm said there is an adopted Locally Preferred Alternative (LPA).

Board Member Madore said there are important questions regarding the LPA and BRT that need to be discussed in detail and asked that those conversations come back at the next agenda.

Board Member Stuart said that topic would not be scheduled at the next meeting as the resolution submitted on BRT by Board Member Madore failed.

Board Member Burkman said the conversation is off topic.

Chair Ganley said if Board Member Madore has issues with specific aspects of the BRT project, he should discuss those one-on-one with Executive Director/CEO Hamm, as the Board has taken action.

From the Board

As stated under Citizen Communication: Board Member Madore said the contract sets up TriMet as the authority for all capital construction for light rail. If a citizen comes to the C-TRAN Board and asks that their property not be subjected to eminent domain, does the C-TRAN Board have the right to side with the citizen.

Legal Counsel Wolfendale said that as specified in the contract with TriMet, any eminent domain proceedings will be done under Washington Law. Condemnation action is traditionally seen as the last step. There is generally a negotiation phase that takes place before that. A Washington citizen whose property may be identified for condemnation, has the rights, privileges, and protections of the Washington condemnation statute. The public use and necessity issue is an example of such.

Board Member Madore said he needs to know whether or not the C-TRAN Board has the discretion to determine appropriateness of property being condemned or not.

Legal Counsel Wolfendale stated there has to be a finding by the C-TRAN Board that there is a public use and necessity.

Board Member Madore asked if TriMet asked C-TRAN to obtain a piece of property, and the owners of that property come to the C-TRAN Board and state they do not want their property taken, no matter how much is being offered, does the C-TRAN Board have the right to say it is not appropriate to take the property and refuse to take the property.

Board Member Madore asked if it is appropriate to state the citizens will be safe, as the C-TRAN Board would have the right to refuse to condemn.

Legal Counsel Wolfendale said he does not know what is meant by the term "safe" and therefore can only respond that a potential condemnee has the rights, privilege, and protection afforded by the statute.

ADJOURNMENT

Hearing no further business, the meeting was adjourned at 9:19 p.m.

Prepared By: Debbie Jermann, MMC



Clark County Auditor | Elections | November 5, 2013 General Election

November 5, 2013 General Election

Last updated on 11/12/2013 3:07 PM

CLARK COUNTY Advisory Vote No. 1 Light Rail Advisory Vote		
Precinct	Yes	No
Total	59833	27621
100	267	296
102	250	157
104	293	219
106	225	215
108	189	242
110	251	309
112	200	68
120	272	279
130	280	256
147	258	132
150	212	103
153	224	88
160	214	121
170	216	147
175	176	104
180	234	108
190	227	276
200	261	222
220	206	118
225	359	336
240	373	337
245	300	218
250	351	172
255	218	102
257	254	135
290	291	176
294	211	91

Exhibit: A

Meeting Date: 11/12/13

Received By: D. Lermann

127

296	301	140
325	286	143
327	310	139
330	282	116
335	272	121
337	348	143
340	272	138
350	309	159
360	320	163
370	219	98
390	338	167
395	69	57
400	167	81
410	341	175
415	204	93
420	266	149
423	192	104
424	300	172
425	170	111
426	324	184
430	201	101
432	215	107
434	198	96
435	176	117
436	119	82
440	315	158
441	260	97
444	340	201
445	325	164
446	231	154
447	297	224
448	303	228
449	373	209
450	305	183
451	278	157
452	256	155
453	259	151
455	211	108
456	391	224
460	368	241
470	323	270
480		

128

	411	185
483	347	264
485	246	90
487	145	47
490	257	112
491	32	17
500	380	153
502	324	127
503	236	81
505	398	176
510	256	78
515	379	161
520	173	72
522	190	65
525	195	80
527	289	79
528	306	80
530	151	35
535	470	131
536	197	59
537	156	29
538	193	40
540	389	100
543	333	89
545	253	64
550	380	145
553	250	147
555	390	110
560	303	121
563	307	114
565	237	82
566	217	67
570	318	128
571	261	91
572	355	147
573	371	127
575	165	58
577	402	110
580	219	76
581	226	66
582	255	62
583		

129

	246	78
584	328	76
585	369	118
586	292	94
587	298	76
588	188	53
590	432	150
591	485	168
592	396	151
593	383	105
595	200	59
600	210	43
603	246	36
605	388	66
606	73	11
610	433	182
613	152	48
615	134	59
617	262	88
618	343	133
620	420	107
624	80	38
625	377	107
626	255	81
627	283	84
628	265	97
629	240	63
630	246	63
631	311	165
632	108	58
633	307	67
634	251	61
635	215	59
636	219	88
638	233	78
639	260	107
640	284	77
641	111	60
642	128	60
643	213	71
644	288	156
645		

130

	331	152
646	126	56
647	246	128
648	211	90
649	217	77
650	262	155
651	242	92
652	240	85
653	246	75
654	213	78
655	262	81
656	196	55
658	300	108
659	306	136
660	281	156
662	325	139
663	215	88
664	315	129
667	217	159
668	343	211
669	295	164
670	282	164
672	249	89
673	290	201
674	233	153
675	219	131
677	308	167
678	224	106
679	187	89
680	225	149
681	237	87
682	258	104
683	273	128
685	78	33
686	196	96
687	283	98
688	239	106
689	317	84
690	242	184
691	307	94
692	327	109
693		

131

	173	49
694	125	40
695	297	145
696	334	191
697	331	177
698	267	104
699	227	118
710	127	58
720	228	107
900	297	93
903	342	109
905	262	170
910	309	97
912	261	127
913	353	125
914	292	124
917	241	59
920	262	87
925	277	85
930	319	131
935	338	113
940	308	93
947	256	111
950	248	122
951	253	136
953	101	77
960	315	187
961	173	66
962	227	91
963	227	146
964	276	143
965	265	166
966	204	64
967	182	91
968	212	148
969	150	69
985	251	103

[Download CSV](#)

[« Back](#)

132

Report #6 — Unofficial
General and Special Election — Clark County, Washington — November 05, 2013

11/13/2013 02:33 PM
 Precincts Reporting 228 of 228 = 100.00%

Page 1 of 37

Total Number of Voters : 92,482 of 246,865 = 37.46%

Party	Candidate	Early	Election	Total
Initiative Measure No. 517, Vote For 1				
Yes		0 0.00%	41,938 48.19%	41,938 48.19%
No		0 0.00%	45,086 51.81%	45,086 51.81%
Cast Votes:		0 0.00%	87,024 94.10%	87,024 94.10%
Over Votes:		0 0.00%	9 0.01%	9 0.01%
Under Votes:		0 0.00%	5,449 5.89%	5,449 5.89%
Initiative Measure No. 522, Vote For 1				
Yes		0 0.00%	39,408 43.31%	39,408 43.31%
No		0 0.00%	51,578 56.69%	51,578 56.69%
Cast Votes:		0 0.00%	90,986 98.38%	90,986 98.38%
Over Votes:		0 0.00%	6 0.01%	6 0.01%
Under Votes:		0 0.00%	1,490 1.61%	1,490 1.61%
Advisory Vote No. 3 Substitute Senate Bill 5444, Vote For 1				
Repealed		0 0.00%	43,610 53.37%	43,610 53.37%
Maintained		0 0.00%	38,096 46.63%	38,096 46.63%
Cast Votes:		0 0.00%	81,706 88.35%	81,706 88.35%
Over Votes:		0 0.00%	9 0.01%	9 0.01%
Under Votes:		0 0.00%	10,767 11.64%	10,767 11.64%
Advisory Vote No. 4 Senate Bill 5627, Vote For 1				
Repealed		0 0.00%	43,403 53.31%	43,403 53.31%
Maintained		0 0.00%	38,017 46.69%	38,017 46.69%
Cast Votes:		0 0.00%	81,420 88.04%	81,420 88.04%
Over Votes:		0 0.00%	7 0.01%	7 0.01%
Under Votes:		0 0.00%	11,055 11.95%	11,055 11.95%
Advisory Vote No. 5 Engrossed Substitute House Bill 1846, Vote For 1				
Repealed		0 0.00%	53,712 66.15%	53,712 66.15%
Maintained		0 0.00%	27,481 33.85%	27,481 33.85%
Cast Votes:		0 0.00%	81,193 87.79%	81,193 87.79%
Over Votes:		0 0.00%	10 0.01%	10 0.01%
Under Votes:		0 0.00%	11,279 12.20%	11,279 12.20%

**Report #6 — Unofficial
General and Special Election — Clark County, Washington — November 05, 2013**

Precincts Reporting 228 of 228 = 100.00%

Total Number of Voters : 92,482 of 246,865 = 37.46%

Party	Candidate	Early	Election	Total
Advisory Vote No. 6 Second Engrossed Second Substitute House Bill 1971, Vote For 1				
	Repealed	0 0.00%	47,737 58.29%	47,737 58.29%
	Maintained	0 0.00%	34,164 41.71%	34,164 41.71%
	Cast Votes:	0 0.00%	81,901 88.56%	81,901 88.56%
	Over Votes:	0 0.00%	7 0.01%	7 0.01%
	Under Votes:	0 0.00%	10,574 11.43%	10,574 11.43%
Advisory Vote No. 7 Engrossed House Bill 2075, Vote For 1				
	Repealed	0 0.00%	43,632 53.83%	43,632 53.83%
	Maintained	0 0.00%	37,430 46.17%	37,430 46.17%
	Cast Votes:	0 0.00%	81,062 87.65%	81,062 87.65%
	Over Votes:	0 0.00%	4 0.00%	4 0.00%
	Under Votes:	0 0.00%	11,416 12.34%	11,416 12.34%
Advisory Vote No. 1 Light Rail Advisory Vote, Vote For 1				
	Yes	0 0.00%	60,183 68.40%	60,183 68.40%
	No	0 0.00%	27,809 31.60%	27,809 31.60%
	Cast Votes:	0 0.00%	87,992 95.15%	87,992 95.15%
	Over Votes:	0 0.00%	19 0.02%	19 0.02%
	Under Votes:	0 0.00%	4,471 4.83%	4,471 4.83%
Advisory Vote No. 2 Bus Rapid Transit Advisory Vote, Vote For 1				
	Yes	0 0.00%	54,421 62.79%	54,421 62.79%
	No	0 0.00%	32,253 37.21%	32,253 37.21%
	Cast Votes:	0 0.00%	86,674 93.72%	86,674 93.72%
	Over Votes:	0 0.00%	10 0.01%	10 0.01%
	Under Votes:	0 0.00%	5,798 6.27%	5,798 6.27%
Advisory Vote No. 3 East County Toll-Free Bridge Advisory Vote, Vote For 1				
	Yes	0 0.00%	49,349 57.71%	49,349 57.71%
	No	0 0.00%	36,158 42.29%	36,158 42.29%
	Cast Votes:	0 0.00%	85,507 92.46%	85,507 92.46%
	Over Votes:	0 0.00%	17 0.02%	17 0.02%
	Under Votes:	0 0.00%	6,958 7.52%	6,958 7.52%

**Report #6 — Unofficial
General and Special Election — Clark County, Washington — November 05, 2013**

Page 3 of 37

11/13/2013 02:33 PM

Precincts Reporting 228 of 228 = 100.00%

Total Number of Voters : 92,482 of 246,865 = 37.46%

Party	Candidate	Early	Election	Total
Yes		0	47,844	47,844
No		0	38,051	38,051
Cast Votes:		0	85,895	85,895
Over Votes:		0	27	27
Under Votes:		0	6,560	6,560
		0.00%	55.70%	55.70%
		0.00%	44.30%	44.30%
		0.00%	92.88%	92.88%
		0.03%	0.03%	0.03%
		0.00%	7.09%	7.09%

Advisory Vote No. 5 New West County Toll-Free Bridge, Vote For 1

Yes	42,294	49.94%
No	42,390	50.06%
Cast Votes: 84,684 91.57%		
Over Votes: 17 0.02%		
Under Votes: 7,781 8.41%		
	42,294	49.94%
	42,390	50.06%
	84,684	91.57%
	17	0.02%
	7,781	8.41%

Advisory Vote No. 6 Fireworks Use and Sale, Vote For 1

Yes	53,550	60.27%
No	35,298	39.73%
Cast Votes: 88,848 96.07%		
Over Votes: 9 0.01%		
Under Votes: 3,625 3.92%		
	53,550	60.27%
	35,298	39.73%
	88,848	96.07%
	9	0.01%
	3,625	3.92%

County Charter Freeholder Commissioner District No. 1 Position No. 1, Vote For 1

Garry E. Lucas	10,883	38.58%
Dale Smith	2,487	8.82%
Scott McElhaney	2,263	8.02%
Marlene (Korzakowski) Adams	3,978	14.10%
Morris Foutch	2,586	9.17%
Ron Onslow	4,046	14.34%
Darren S. Wertz	1,637	5.80%
Write-Ins	330	1.17%
Cast Votes: 28,210 79.06%		
Over Votes: 37 0.10%		
Under Votes: 7,435 20.84%		
	10,883	38.58%
	2,487	8.82%
	2,263	8.02%
	3,978	14.10%
	2,586	9.17%
	4,046	14.34%
	1,637	5.80%
	330	1.17%
	28,210	79.06%
	37	0.10%
	7,435	20.84%

Precincts		Voters	
Counted	Total	Ballots	Registered
86	86	35,682	89,153
		100.00%	40.02%

**Report #6 — Unofficial
General and Special Election — Clark County, Washington — November 05, 2013**

Page 4 of 37

11/13/2013 02:33 PM
Precincts Reporting 228 of 228 = 100.00%

Total Number of Voters : 92,482 of 246,865 = 37.46%

Party	Candidate	Early	Election	Total
-------	-----------	-------	----------	-------

County Charter Freeholder Commissioner District No. 1 Position No. 2, Vote For 1

Tom Lawrence	0	0.00%	5,741	20.84%	5,741	20.84%
Dan Sockle	0	0.00%	3,003	10.90%	3,003	10.90%
Doug Ballou	0	0.00%	3,768	13.67%	3,768	13.67%
Donald A. Leonard	0	0.00%	2,187	7.94%	2,187	7.94%
Ann Rivers	0	0.00%	12,594	45.71%	12,594	45.71%
Write-Ins	0	0.00%	261	0.95%	261	0.95%
Cast Votes:	0	0.00%	27,554	77.22%	27,554	77.22%
Over Votes:	0	0.00%	8	0.02%	8	0.02%
Under Votes:	0	0.00%	8,120	22.76%	8,120	22.76%

Precincts		Voters			
Counted	Total	Percent	Ballots	Registered	Percent
86	86	100.00%	35,682	89,153	40.02%

County Charter Freeholder Commissioner District No. 1 Position No. 3, Vote For 1

David A. Darby	0	0.00%	2,826	10.24%	2,826	10.24%
Richard Rylander	0	0.00%	1,385	5.02%	1,385	5.02%
Robert (Rob) Lutz	0	0.00%	5,216	18.89%	5,216	18.89%
Joseph Zarelli	0	0.00%	8,394	30.41%	8,394	30.41%
Tim Podhora	0	0.00%	1,801	6.52%	1,801	6.52%
Scott Edwards	0	0.00%	1,754	6.35%	1,754	6.35%
Bridget Schwarz	0	0.00%	3,295	11.94%	3,295	11.94%
Jacqueline (Jackie) Lane	0	0.00%	2,687	9.73%	2,687	9.73%
Write-Ins	0	0.00%	248	0.90%	248	0.90%
Cast Votes:	0	0.00%	27,606	77.37%	27,606	77.37%
Over Votes:	0	0.00%	12	0.03%	12	0.03%
Under Votes:	0	0.00%	8,064	22.60%	8,064	22.60%

Precincts		Voters			
Counted	Total	Percent	Ballots	Registered	Percent
86	86	100.00%	35,682	89,153	40.02%

**Report #6 — Unofficial
General and Special Election — Clark County, Washington — November 05, 2013**

Page 5 of 37

11/13/2013 02:33 PM
Precincts Reporting 228 of 228 = 100.00%

Total Number of Voters : 92,482 of 246,865 = 37.46%

Party	Candidate	Early	Election	Total
-------	-----------	-------	----------	-------

County Charter Freeholder Commissioner District No. 1 Position No. 4, Vote For 1

Peter Silliman	0	0.00%	5,652	21.61%	5,652	21.61%
Ben Meyer	0	0.00%	2,466	9.43%	2,466	9.43%
Sharon Ferguson	0	0.00%	3,077	11.77%	3,077	11.77%
Fiona Humphrey	0	0.00%	2,506	9.58%	2,506	9.58%
Chris Lockwood	0	0.00%	4,849	18.54%	4,849	18.54%
Steve Foster	0	0.00%	3,534	13.51%	3,534	13.51%
John Main	0	0.00%	1,133	4.33%	1,133	4.33%
Troy Van Dinter	0	0.00%	2,428	9.28%	2,428	9.28%
Mark Gawecki	0	0.00%	232	0.89%	232	0.89%
Write-Ins	0	0.00%	275	1.05%	275	1.05%
Cast Votes:	0	0.00%	26,152	73.29%	26,152	73.29%
Over Votes:	0	0.00%	9	0.03%	9	0.03%
Under Votes:	0	0.00%	9,521	26.68%	9,521	26.68%

Precincts			Voters		
Counted	Total	Percent	Ballots	Registered	Percent
86	86	100.00%	35,682	89,153	40.02%

County Charter Freeholder Commissioner District No. 1 Position No. 5, Vote For 1

Ralph Akin	0	0.00%	3,356	12.89%	3,356	12.89%
Patricia Reyes (Duitman)	0	0.00%	3,991	15.32%	3,991	15.32%
Dick Deleissegues	0	0.00%	1,468	5.64%	1,468	5.64%
Randy Mueller	0	0.00%	4,033	15.49%	4,033	15.49%
Wendy Lyn Smith	0	0.00%	3,323	12.76%	3,323	12.76%
R. (Bob) Freund	0	0.00%	1,347	5.17%	1,347	5.17%
Patrick O'Rourke	0	0.00%	2,205	8.47%	2,205	8.47%
Troy Maxcy	0	0.00%	183	0.70%	183	0.70%
Patrick Bourcier	0	0.00%	422	1.62%	422	1.62%
David Standal	0	0.00%	2,068	7.94%	2,068	7.94%
Sherry Erickson	0	0.00%	3,374	12.96%	3,374	12.96%
Write-Ins	0	0.00%	273	1.05%	273	1.05%
Cast Votes:	0	0.00%	26,043	72.99%	26,043	72.99%
Over Votes:	0	0.00%	13	0.04%	13	0.04%
Under Votes:	0	0.00%	9,626	26.98%	9,626	26.98%

Precincts			Voters		
Counted	Total	Percent	Ballots	Registered	Percent
86	86	100.00%	35,682	89,153	40.02%

**Report #6 — Unofficial
General and Special Election — Clark County, Washington — November 05, 2013**

11/13/2013 02:33 PM
Precincts Reporting 228 of 228 = 100.00%

Page 6 of 37

Total Number of Voters : 92,482 of 246,865 = 37.46%

Party	Candidate	Early	Election	Total
-------	-----------	-------	----------	-------

County Charter Freeholder Commissioner District No. 2 Position No. 1, Vote For 1

	Party	Candidate	Early	Election	Total
		Jamie Hurly	0	4,041	4,041
		Diana H. Perez	0	771	771
		Cheryl Bledsoe	0	1,908	1,908
		Rob Perkins	0	2,849	2,849
		Nan Henriksen	0	6,455	6,455
		Thomas Hann	0	3,512	3,512
		Joel Littauer	0	2,195	2,195
		Write-Ins	0	218	218
Cast Votes:			0	21,949	21,949
Over Votes:			0	10	10
Under Votes:			0	5,987	5,987

Precincts			Voters		
Counted	Total	Percent	Ballots	Registered	Percent
75	75	100.00%	27,946	81,462	34.31%

County Charter Freeholder Commissioner District No. 2 Position No. 2, Vote For 1

	Party	Candidate	Early	Election	Total
		Esther Schrader	0	2,353	2,353
		Tracy S. Wilson	0	6,012	6,012
		John W. Bryden	0	849	849
		Lloyd Halverson	0	5,090	5,090
		Ken Kakuk	0	3,142	3,142
		Debbie Abraham	0	4,027	4,027
		Write-Ins	0	205	205
Cast Votes:			0	21,678	21,678
Over Votes:			0	12	12
Under Votes:			0	6,256	6,256

Precincts			Voters		
Counted	Total	Percent	Ballots	Registered	Percent
75	75	100.00%	27,946	81,462	34.31%

**Report #6 — Unofficial
General and Special Election — Clark County, Washington — November 05, 2013**

Precincts Reporting 228 of 228 = 100.00%

Total Number of Voters : 92,482 of 246,865 = 37.46%

Party	Candidate	Early	Election	Total
	John Burke	0 0.00%	4,089 18.23%	4,089 18.23%
	Liz Pike	0 0.00%	7,511 33.50%	7,511 33.50%
	Russell Boten	0 0.00%	2,268 10.11%	2,268 10.11%
	Judie Stanton	0 0.00%	6,228 27.77%	6,228 27.77%
	Jim Marfin	0 0.00%	2,149 9.58%	2,149 9.58%
	Write-Ins	0 0.00%	179 0.80%	179 0.80%

Cast Votes: 22,424 80.24% 22,424 80.24%
 Over Votes: 8 0.03% 8 0.03%
 Under Votes: 5,514 19.73% 5,514 19.73%

Counted	Precincts		Voters	
	Total	Percent	Ballots	Registered
75	75	100.00%	27,946	81,462
				34.31%

County Charter Freeholder Commissioner District No. 2 Position No. 4, Vote For 1

	Dimitry Mishchuk	0 0.00%	4,963 23.26%	4,963 23.26%
	Paul Dennis	0 0.00%	11,900 55.77%	11,900 55.77%
	Roger Neilson	0 0.00%	4,188 19.63%	4,188 19.63%
	Write-Ins	0 0.00%	286 1.34%	286 1.34%
	Cast Votes:	0 0.00%	21,337 76.35%	21,337 76.35%
	Over Votes:	0 0.00%	8 0.03%	8 0.03%
	Under Votes:	0 0.00%	6,601 23.62%	6,601 23.62%

Counted	Precincts		Voters	
	Total	Percent	Ballots	Registered
75	75	100.00%	27,946	81,462
				34.31%

**Report #6 — Unofficial
General and Special Election — Clark County, Washington — November 05, 2013**

11/13/2013 02:33 PM

Precincts Reporting 228 of 228 = 100.00%

Total Number of Voters : 92,482 of 246,865 = 37.46%

Party	Candidate	Early	Election	Total
-------	-----------	-------	----------	-------

County Charter Freeholder Commissioner District No. 2 Position No. 5, Vote For 1

Candidate	Party	Early	Election	Total
Bentley Brookes		0	1,704	1,704
Anthony (Tony) McMigas		0	3,582	3,582
Adam Baldwin		0	3,354	3,354
Marc Boldt		0	7,404	7,404
Jake Smith		0	1,194	1,194
Chuck Miller		0	4,391	4,391
Write-Ins		0	203	203

Cast Votes: 21,832 78.12% 21,832 78.12%
 Over Votes: 0 0.00% 10 0.04% 10 0.04%
 Under Votes: 0 0.00% 6,104 21.84% 6,104 21.84%

Counted	Precincts		Voters	
	Total	Percent	Ballots	Registered
75	75	100.00%	27,946	81,462
				34,311%

County Charter Freeholder Commissioner District No. 3 Position No. 1, Vote For 1

Candidate	Party	Early	Election	Total
Craig Riley		0	6,425	6,425
Ryan Palmer		0	5,827	5,827
Pat Jolliota		0	11,270	11,270
Write-Ins		0	218	218

Cast Votes: 23,740 82.28% 23,740 82.28%
 Over Votes: 0 0.00% 7 0.02% 7 0.02%
 Under Votes: 0 0.00% 5,107 17.70% 5,107 17.70%

Counted	Precincts		Voters	
	Total	Percent	Ballots	Registered
67	67	100.00%	28,854	76,250
				37.84%

**Report #6 — Unofficial
General and Special Election — Clark County, Washington — November 05, 2013**

Page 9 of 37

11/13/2013 02:33 PM

Precincts Reporting 228 of 228 = 100.00%

Total Number of Voters : 92,482 of 246,865 = 37.46%

Party	Candidate	Early	Election	Total
-------	-----------	-------	----------	-------

County Charter Freeholder Commissioner District No. 3 Position No. 2, Vote For 1

Rob Figley	0	0.00%	2,381	10.04%	2,381	10.04%
Carolyn Crain	0	0.00%	4,876	20.55%	4,876	20.55%
Val Ogdan	0	0.00%	12,125	51.11%	12,125	51.11%
John Lowell Gilbert	0	0.00%	1,987	8.38%	1,987	8.38%
Jeanne Schaefer-Ringo	0	0.00%	2,155	9.08%	2,155	9.08%
Write-Ins	0	0.00%	198	0.83%	198	0.83%
Cast Votes:	0	0.00%	23,722	82.21%	23,722	82.21%
Over Votes:	0	0.00%	12	0.04%	12	0.04%
Under Votes:	0	0.00%	5,120	17.74%	5,120	17.74%

Counted	Precincts		Voters	
	Total	Percent	Ballots	Registered
67	67	100.00%	28,854	76,250
				37.84%

County Charter Freeholder Commissioner District No. 3 Position No. 3, Vote For 1

Keith E. Bellisle	0	0.00%	950	4.06%	950	4.06%
Mike Woodward	0	0.00%	1,928	8.24%	1,928	8.24%
David Gray, Jr.	0	0.00%	1,800	7.70%	1,800	7.70%
Alice Williams	0	0.00%	2,466	10.54%	2,466	10.54%
Bruce A. Samuelson, Sr.	0	0.00%	953	4.07%	953	4.07%
Debbie Peterson	0	0.00%	5,516	23.58%	5,516	23.58%
Lowell D. Miller	0	0.00%	198	0.85%	198	0.85%
Jim Moeller	0	0.00%	8,156	34.87%	8,156	34.87%
Jerry W. Keen	0	0.00%	1,230	5.26%	1,230	5.26%
Write-Ins	0	0.00%	191	0.82%	191	0.82%
Cast Votes:	0	0.00%	23,388	81.06%	23,388	81.06%
Over Votes:	0	0.00%	13	0.05%	13	0.05%
Under Votes:	0	0.00%	5,453	18.90%	5,453	18.90%

Counted	Precincts		Voters	
	Total	Percent	Ballots	Registered
67	67	100.00%	28,854	76,250
				37.84%

**Report #6 — Unofficial
General and Special Election — Clark County, Washington — November 05, 2013**

11/13/2013 02:33 PM

Precincts Reporting 228 of 228 = 100.00%

Total Number of Voters : 92,482 of 246,865 = 37.46%

Party	Candidate	Early	Election	Total
-------	-----------	-------	----------	-------

County Charter Freeholder Commissioner District No. 3 Position No. 4, Vote For 1

Candidate	Party	Early	Election	Total
Alex Veiliko		0	2,700	2,700
Kyle Greenwood		0	1,041	1,041
Kris Fay		0	398	398
Michael James Barry		0	1,182	1,182
Gene C. Ringo		0	787	787
Adrian Gomez		0	1,410	1,410
Temple Lentz		0	5,935	5,935
Dan Barnes		0	1,789	1,789
Winde Bekins Chavez		0	1,103	1,103
Frank L'Amie		0	1,128	1,128
Bill Hughes		0	1,492	1,492
Sally Fisher		0	2,143	2,143
Don Yingling		0	1,348	1,348
Write-Ins		0	227	227
		0	22,683	22,683
		0	25	25
		0	6,146	6,146

Cast Votes:

Over Votes:

Under Votes:

Counted	Precincts		Voters	
	Total	Percent	Ballots	Registered
67	67	100.00%	28,854	76,250
				37.84%

**Report #6 — Unofficial
General and Special Election — Clark County, Washington — November 05, 2013**

11/13/2013 02:33 PM

Precincts Reporting 228 of 228 = 100.00%

Total Number of Voters : 92,482 of 246,865 = 37.46%

Party	Candidate	Early	Election	Total
-------	-----------	-------	----------	-------

County Charter Freeholder Commissioner District No. 3 Position No. 5, Vote For 1

Bill Cismar	0	0.00%	346	1.53%	346	1.53%
Mike Yancey	0	0.00%	675	2.99%	675	2.99%
John Jenkins	0	0.00%	1,732	7.68%	1,732	7.68%
Jackie Marsden	0	0.00%	3,183	14.12%	3,183	14.12%
Jim Mains	0	0.00%	4,485	19.90%	4,485	19.90%
Jim Dunn	0	0.00%	2,783	12.35%	2,783	12.35%
Jack Harroun	0	0.00%	1,331	5.90%	1,331	5.90%
Bob Carroll	0	0.00%	794	3.52%	794	3.52%
John W. Caton	0	0.00%	1,930	8.56%	1,930	8.56%
Jerry Oliver	0	0.00%	1,969	8.73%	1,969	8.73%
Thomas Richard Higdon	0	0.00%	1,168	5.18%	1,168	5.18%
Mark Monroe	0	0.00%	1,245	5.52%	1,245	5.52%
James Taylor (Jimmy Tee)	0	0.00%	696	3.09%	696	3.09%
Write-Ins	0	0.00%	206	0.91%	206	0.91%
Cast Votes:	0	0.00%	22,543	78.13%	22,543	78.13%
Over Votes:	0	0.00%	15	0.05%	15	0.05%
Under Votes:	0	0.00%	6,296	21.82%	6,296	21.82%

Counted	Precincts		Voters	
	Total	Percent	Ballots	Registered
67	67	100.00%	28,854	76,250
				37.84%

City of Vancouver Mayor, Vote For 1

Bill Turley	0	0.00%	14,155	47.08%	14,155	47.08%
Tim Leavitt	0	0.00%	15,657	52.08%	15,657	52.08%
Write-Ins	0	0.00%	254	0.84%	254	0.84%
Cast Votes:	0	0.00%	30,066	94.35%	30,066	94.35%
Over Votes:	0	0.00%	4	0.01%	4	0.01%
Under Votes:	0	0.00%	1,798	5.64%	1,798	5.64%

Counted	Precincts		Voters	
	Total	Percent	Ballots	Registered
78	78	100.00%	31,868	85,827
				37.13%

**Report #6 — Unofficial
General and Special Election — Clark County, Washington — November 05, 2013**

11/13/2013 02:33 PM

Precincts Reporting 228 of 228 = 100.00%

Total Number of Voters : 92,482 of 246,865 = 37.46%

Page 12 of 37

Party	Candidate	Early	Election	Total
-------	-----------	-------	----------	-------

City of Vancouver Council - Position No. 1, Vote For 1

Jack Burkman	0	0.00%	14,300	51.82%	14,300	51.82%
Micheline Doan	0	0.00%	13,158	47.68%	13,158	47.68%
Write-Ins	0	0.00%	138	0.50%	138	0.50%
Cast Votes:	0	0.00%	27,596	86.59%	27,596	86.59%
Over Votes:	0	0.00%	4	0.01%	4	0.01%
Under Votes:	0	0.00%	4,268	13.39%	4,268	13.39%

Precincts			Voters		
Counted	Total	Percent	Ballots	Registered	Percent
78	78	100.00%	31,868	85,827	37.13%

City of Vancouver Council - Position No. 2, Vote For 1

Jeanne E. Stewart	0	0.00%	13,494	47.55%	13,494	47.55%
Alishia Topper	0	0.00%	14,734	51.92%	14,734	51.92%
Write-Ins	0	0.00%	151	0.53%	151	0.53%
Cast Votes:	0	0.00%	28,379	89.05%	28,379	89.05%
Over Votes:	0	0.00%	4	0.01%	4	0.01%
Under Votes:	0	0.00%	3,485	10.94%	3,485	10.94%

Precincts			Voters		
Counted	Total	Percent	Ballots	Registered	Percent
78	78	100.00%	31,868	85,827	37.13%

City of Vancouver Council - Position No. 3, Vote For 1

Anne McEnery-Ogle	0	0.00%	15,917	56.46%	15,917	56.46%
Frank Decker	0	0.00%	12,144	43.08%	12,144	43.08%
Write-Ins	0	0.00%	131	0.46%	131	0.46%
Cast Votes:	0	0.00%	28,192	88.46%	28,192	88.46%
Over Votes:	0	0.00%	4	0.01%	4	0.01%
Under Votes:	0	0.00%	3,672	11.52%	3,672	11.52%

Precincts			Voters		
Counted	Total	Percent	Ballots	Registered	Percent
78	78	100.00%	31,868	85,827	37.13%

Report #6 — Unofficial General and Special Election — Clark County, Washington — November 05, 2013

Page 13 of 37

11/13/2013 02:33 PM

Precincts Reporting 228 of 228 = 100.00%

Total Number of Voters : 92,482 of 246,865 = 37.46%

Party	Candidate	Early	Election	Total
-------	-----------	-------	----------	-------

City of Camas Council - Ward 1, Position No. 2, Vote For 1

Vanessa (Van) Amundson	1,361	35.42%	1,361	35.42%
Melissa Smith	2,451	63.79%	2,451	63.79%
Write-Ins	30	0.78%	30	0.78%
Cast Votes:	3,842	79.99%	3,842	79.99%
Over Votes:	3	0.06%	3	0.06%
Under Votes:	958	19.95%	958	19.95%

Precincts			Voters		
Counted	Total	Percent	Ballots	Registered	Percent
14	14	100.00%	4,803	12,749	37.67%

City of Camas Council - Ward 2, Position No. 2, Vote For 1

Steven C. Hogan	2,751	72.38%	2,751	72.38%
Ken Kakuk	1,014	26.68%	1,014	26.68%
Write-Ins	36	0.95%	36	0.95%
Cast Votes:	3,801	79.14%	3,801	79.14%
Over Votes:	2	0.04%	2	0.04%
Under Votes:	1,000	20.82%	1,000	20.82%

Precincts			Voters		
Counted	Total	Percent	Ballots	Registered	Percent
14	14	100.00%	4,803	12,749	37.67%

City of Camas Council - Ward 3, Position No. 2, Vote For 1

Shannon Turk	3,149	97.52%	3,149	97.52%
Write-Ins	80	2.48%	80	2.48%
Cast Votes:	3,229	67.23%	3,229	67.23%
Over Votes:	0	0.00%	0	0.00%
Under Votes:	1,574	32.77%	1,574	32.77%

Precincts			Voters		
Counted	Total	Percent	Ballots	Registered	Percent
14	14	100.00%	4,803	12,749	37.67%

**Report #6 — Unofficial
General and Special Election — Clark County, Washington — November 05, 2013**

Page 14 of 37

11/13/2013 02:33 PM
Precincts Reporting 228 of 228 = 100.00%

Total Number of Voters : 92,482 of 246,865 = 37.46%

Party	Candidate	Early	Election	Total
-------	-----------	-------	----------	-------

City of Battle Ground Council - Position No. 1, Vote For 1

Michael J. Ciraulo	0	0.00%	1,117	39.34%	1,117	39.34%
Lyle Lamb	0	0.00%	1,706	60.09%	1,706	60.09%
Write-Ins	0	0.00%	16	0.56%	16	0.56%
Cast Votes:	0	0.00%	2,839	91.37%	2,839	91.37%
Over Votes:	0	0.00%	2	0.06%	2	0.06%
Under Votes:	0	0.00%	266	8.56%	266	8.56%

Precincts			Voters		
Counted	Total	Percent	Ballots	Registered	Percent
9	9	100.00%	3,107	8,641	35.96%

City of Battle Ground Council - Position No. 4, Vote For 1

Alex Reinhold, Jr.	0	0.00%	704	26.79%	704	26.79%
Chris Regan	0	0.00%	1,907	72.56%	1,907	72.56%
Write-Ins	0	0.00%	17	0.65%	17	0.65%
Cast Votes:	0	0.00%	2,628	84.58%	2,628	84.58%
Over Votes:	0	0.00%	0	0.00%	0	0.00%
Under Votes:	0	0.00%	479	15.42%	479	15.42%

Precincts			Voters		
Counted	Total	Percent	Ballots	Registered	Percent
9	9	100.00%	3,107	8,641	35.96%

City of Battle Ground Council - Position No. 5, Vote For 1

Lisa Walters	0	0.00%	894	33.21%	894	33.21%
Mike Dalesandro	0	0.00%	1,775	65.94%	1,775	65.94%
Write-Ins	0	0.00%	23	0.85%	23	0.85%
Cast Votes:	0	0.00%	2,692	86.64%	2,692	86.64%
Over Votes:	0	0.00%	0	0.00%	0	0.00%
Under Votes:	0	0.00%	415	13.36%	415	13.36%

Precincts			Voters		
Counted	Total	Percent	Ballots	Registered	Percent
9	9	100.00%	3,107	8,641	35.96%

Report #6 — Unofficial General and Special Election — Clark County, Washington — November 05, 2013

Page 15 of 37

11/13/2013 02:33 PM
Precincts Reporting 228 of 228 = 100.00%

Total Number of Voters : 92,482 of 246,865 = 37.46%

Party	Candidate	Early	Election	Total

City of Battle Ground Council - Position No. 6, Vote For 1

Steven Douglas Phelps
Bill Ganley
Write-Ins

0	0.00%	1,222	44.88%	1,222	44.88%
0	0.00%	1,476	54.20%	1,476	54.20%
0	0.00%	25	0.92%	25	0.92%
0	0.00%	2,723	87.64%	2,723	87.64%
0	0.00%	0	0.00%	0	0.00%
0	0.00%	384	12.36%	384	12.36%

Cast Votes:
Over Votes:
Under Votes:

Precincts			Voters		
Counted	Total	Percent	Ballots	Registered	Percent
9	9	100.00%	3,107	8,641	35.96%

City of Washougal Mayor, Vote For 1

Earl Scott
Sean Guard
Write-Ins

0	0.00%	1,325	45.86%	1,325	45.86%
0	0.00%	1,542	53.37%	1,542	53.37%
0	0.00%	22	0.76%	22	0.76%
0	0.00%	2,889	91.28%	2,889	91.28%
0	0.00%	0	0.00%	0	0.00%
0	0.00%	276	8.72%	276	8.72%

Cast Votes:
Over Votes:
Under Votes:

Precincts			Voters		
Counted	Total	Percent	Ballots	Registered	Percent
7	7	100.00%	3,165	8,330	38.00%

City of Washougal Council - Position No. 1, Vote For 1

Brent Boger
Write-Ins

0	0.00%	2,106	95.08%	2,106	95.08%
0	0.00%	109	4.92%	109	4.92%
0	0.00%	2,215	69.98%	2,215	69.98%
0	0.00%	0	0.00%	0	0.00%
0	0.00%	950	30.02%	950	30.02%

Cast Votes:
Over Votes:
Under Votes:

Precincts			Voters		
Counted	Total	Percent	Ballots	Registered	Percent
7	7	100.00%	3,165	8,330	38.00%

**Report #6 — Unofficial
General and Special Election — Clark County, Washington — November 05, 2013**

11/13/2013 02:33 PM

Page 16 of 37

Precincts Reporting 228 of 228 = 100.00%

Total Number of Voters : 92,482 of 246,865 = 37.46%

Party	Candidate	Early	Election	Total
-------	-----------	-------	----------	-------

City of Washougal Council - Position No. 3, Vote For 1

Paul Greenlee	0	0.00%	1,481	55.45%	1,481	55.45%
Lisa D. Voeltz	0	0.00%	1,171	43.84%	1,171	43.84%
Write-Ins	0	0.00%	19	0.71%	19	0.71%
Cast Votes:	0	0.00%	2,671	84.39%	2,671	84.39%
Over Votes:	0	0.00%	0	0.00%	0	0.00%
Under Votes:	0	0.00%	494	15.61%	494	15.61%

Precincts			Voters		
Counted	Total	Percent	Ballots	Registered	Percent
7	7	100.00%	3,165	8,330	38.00%

City of Washougal Council - Position No. 6, Vote For 1

Rodney P. Morris	0	0.00%	1,022	38.61%	1,022	38.61%
Dave Shoemaker	0	0.00%	1,598	60.37%	1,598	60.37%
Write-Ins	0	0.00%	27	1.02%	27	1.02%
Cast Votes:	0	0.00%	2,647	83.63%	2,647	83.63%
Over Votes:	0	0.00%	0	0.00%	0	0.00%
Under Votes:	0	0.00%	518	16.37%	518	16.37%

Precincts			Voters		
Counted	Total	Percent	Ballots	Registered	Percent
7	7	100.00%	3,165	8,330	38.00%

City of Ridgefield Council - Position No. 1, Vote For 1

Ron Onslow	0	0.00%	749	60.06%	749	60.06%
Tim Wilson (W)	0	0.00%	474	38.01%	474	38.01%
Write-Ins	0	0.00%	24	1.92%	24	1.92%
Cast Votes:	0	0.00%	1,247	88.94%	1,247	88.94%
Over Votes:	0	0.00%	0	0.00%	0	0.00%
Under Votes:	0	0.00%	155	11.06%	155	11.06%

Precincts			Voters		
Counted	Total	Percent	Ballots	Registered	Percent
3	3	100.00%	1,402	3,117	44.98%

**Report #6 — Unofficial
General and Special Election — Clark County, Washington — November 05, 2013**

Precincts Reporting 228 of 228 = 100.00%

Total Number of Voters : 92,482 of 246,865 = 37.46%

Party	Candidate	Early	Election	Total
-------	-----------	-------	----------	-------

City of Ridgfield Council - Position No. 4, Vote For 1

Don Stose	0	0.00%	931	95.59%	931	95.59%
Write-Ins	0	0.00%	43	4.41%	43	4.41%
Cast Votes:	0	0.00%	974	69.47%	974	69.47%
Over Votes:	0	0.00%	0	0.00%	0	0.00%
Under Votes:	0	0.00%	428	30.53%	428	30.53%

Precincts			Voters		
Counted	Total	Percent	Ballots	Registered	Percent
3	3	100.00%	1,402	3,117	44.98%

City of Ridgfield Council - Position No. 6, Vote For 1

John Main	0	0.00%	911	96.30%	911	96.30%
Write-Ins	0	0.00%	35	3.70%	35	3.70%
Cast Votes:	0	0.00%	946	67.48%	946	67.48%
Over Votes:	0	0.00%	0	0.00%	0	0.00%
Under Votes:	0	0.00%	456	32.52%	456	32.52%

Precincts			Voters		
Counted	Total	Percent	Ballots	Registered	Percent
3	3	100.00%	1,402	3,117	44.98%

City of Ridgfield Council - Position No. 7, Vote For 1

Sandra Day	0	0.00%	945	82.25%	945	82.25%
Linda Tracy	0	0.00%	184	16.01%	184	16.01%
Write-Ins	0	0.00%	20	1.74%	20	1.74%
Cast Votes:	0	0.00%	1,149	81.95%	1,149	81.95%
Over Votes:	0	0.00%	0	0.00%	0	0.00%
Under Votes:	0	0.00%	253	18.05%	253	18.05%

Precincts			Voters		
Counted	Total	Percent	Ballots	Registered	Percent
3	3	100.00%	1,402	3,117	44.98%

**Report #6 — Unofficial
General and Special Election — Clark County, Washington — November 05, 2013**

Page 18 of 37

11/13/2013 02:33 PM

Total Number of Voters : 92,482 of 246,865 = 37.46%

Precincts Reporting 228 of 228 = 100.00%

Party	Candidate	Early	Election	Total
-------	-----------	-------	----------	-------

City of La Center Council - Position No. 1, Vote For 1

Kristine Carmona
Write-Ins

Cast Votes: 0 0.00% 520 96.83% 520 96.83%
 Over Votes: 0 0.00% 17 3.17% 17 3.17%
 Under Votes: 0 0.00% 537 70.10% 537 70.10%
 0 0.00% 0 0.00% 0 0.00%
 0 0.00% 229 29.90% 229 29.90%

Counted		Precincts		Voters	
Total	Percent	Ballots	Registered	Registered	Percent
2	100.00%	766	1,757	1,757	43.60%

City of La Center Council - Position No. 2, Vote For 1

Al Luiz
Tim Hopkin
Write-Ins

Cast Votes: 0 0.00% 424 59.89% 424 59.89%
 Over Votes: 0 0.00% 270 38.14% 270 38.14%
 Under Votes: 0 0.00% 14 1.98% 14 1.98%
 0 0.00% 708 92.43% 708 92.43%
 0 0.00% 0 0.00% 0 0.00%
 0 0.00% 58 7.57% 58 7.57%

Counted		Precincts		Voters	
Total	Percent	Ballots	Registered	Registered	Percent
2	100.00%	766	1,757	1,757	43.60%

City of La Center Council - Position No. 3, Vote For 1

T.R. (Randy) Williams
Write-Ins

Cast Votes: 0 0.00% 528 96.53% 528 96.53%
 Over Votes: 0 0.00% 19 3.47% 19 3.47%
 Under Votes: 0 0.00% 547 71.41% 547 71.41%
 0 0.00% 0 0.00% 0 0.00%
 0 0.00% 219 28.59% 219 28.59%

Counted		Precincts		Voters	
Total	Percent	Ballots	Registered	Registered	Percent
2	100.00%	766	1,757	1,757	43.60%

**Report #6 — Unofficial
General and Special Election — Clark County, Washington — November 05, 2013**

11/13/2013 02:33 PM

Page 19 of 37

Precincts Reporting 228 of 228 = 100.00%

Total Number of Voters : 92,482 of 246,865 = 37.46%

Party	Candidate	Early	Election	Total
	Jennifer Heffernan	0	18	18
	Write-Ins	0	2	2

City of Woodland Council - Position No. 1, Vote For 1

Cast Votes:	Percent		Registered	Percent
	Total	Ballots		
Over Votes:	0	0.00%	0	0.00%
Under Votes:	0	0.00%	9	31.03%

Precincts		Voters	
Counted	Total	Ballots	Registered
1	1	29	60
			48.33%

City of Woodland Council - Position No. 2, Vote For 1

Cast Votes:	Percent		Registered	Percent
	Total	Ballots		
Over Votes:	0	0.00%	0	0.00%
Under Votes:	0	0.00%	11	37.93%

Precincts		Voters	
Counted	Total	Ballots	Registered
1	1	29	60
			48.33%

City of Woodland Council - Position No. 3, Vote For 1

Cast Votes:	Percent		Registered	Percent
	Total	Ballots		
Over Votes:	0	0.00%	0	0.00%
Under Votes:	0	0.00%	11	37.93%

Precincts		Voters	
Counted	Total	Ballots	Registered
1	1	29	60
			48.33%

**Report #6 — Unofficial
General and Special Election — Clark County, Washington — November 05, 2013**

Total Number of Voters : 92,482 of 246,865 = 37.46%

Party	Candidate	Early	Election	Total
	Benjamin Fredricks	0	15	15
	Write-Ins	0	3	3
		0	18	18
		0	0	0
		0	11	11

Benjamin Fredricks 15 83.33% 15 83.33%
Write-Ins 3 16.67% 3 16.67%

Cast Votes: 18 62.07% 18 62.07%
Over Votes: 0 0.00% 0 0.00%
Under Votes: 11 37.93% 11 37.93%

Counted		Precincts		Voters	
Total	Percent	Total	Percent	Registered	Percent
1	100.00%	1	100.00%	60	48.33%

Town of Yacolt Council - Position No. 1, Vote For 1

Joshua Karl
Write-Ins

0 0.00% 180 90.45% 180 90.45%
0 0.00% 19 9.55% 19 9.55%
0 0.00% 199 75.09% 199 75.09%
0 0.00% 0 0.00% 0 0.00%
0 0.00% 66 24.91% 66 24.91%

Counted		Precincts		Voters	
Total	Percent	Total	Percent	Registered	Percent
1	100.00%	1	100.00%	265	35.67%

Town of Yacolt Council - Position No. 2, Vote For 1

Dave Hancock
Write-Ins

0 0.00% 182 89.66% 182 89.66%
0 0.00% 21 10.34% 21 10.34%
0 0.00% 203 76.60% 203 76.60%
0 0.00% 0 0.00% 0 0.00%
0 0.00% 62 23.40% 62 23.40%

Counted		Precincts		Voters	
Total	Percent	Total	Percent	Registered	Percent
1	100.00%	1	100.00%	743	35.67%

**Report #6 — Unofficial
General and Special Election — Clark County, Washington — November 05, 2013**

11/13/2013 02:33 PM
Precincts Reporting 228 of 228 = 100.00%

Page 21 of 37

Total Number of Voters : 92,482 of 246,865 = 37.46%

Party	Candidate	Early	Election	Total
	Lewis Gerhardt	0	172	172
	Write-Ins	0	15	15
		0	187	187
		0	0	0
		0	78	78

Cast Votes: 0 0.00% 172 91.98% 172 91.98%

Over Votes: 0 0.00% 15 8.02% 15 8.02%

Under Votes: 0 0.00% 187 70.57% 187 70.57%

0 0.00% 0 0.00% 0 0.00%

0 0.00% 78 29.43% 78 29.43%

Precincts			Voters		
Counted	Total	Percent	Ballots	Registered	Percent
1	1	100.00%	265	743	35.67%

Vancouver School District No. 37 School Director - Position No. 2, Vote For 1

Mark F. Stoker 0 0.00% 19,156 96.42% 19,156 96.42%

Write-Ins 0 0.00% 712 3.58% 712 3.58%

0 0.00% 19,868 64.99% 19,868 64.99%

0 0.00% 7 0.02% 7 0.02%

0 0.00% 10,698 34.99% 10,698 34.99%

Precincts			Voters		
Counted	Total	Percent	Ballots	Registered	Percent
68	68	100.00%	30,573	80,280	38.08%

Vancouver School District No. 37 School Director - Position No. 3, Vote For 1

Kathy Gillespie 0 0.00% 11,932 52.44% 11,932 52.44%

Lisa Phifer Ross 0 0.00% 10,587 46.53% 10,587 46.53%

Write-Ins 0 0.00% 235 1.03% 235 1.03%

0 0.00% 22,754 74.43% 22,754 74.43%

0 0.00% 9 0.03% 9 0.03%

0 0.00% 7,810 25.55% 7,810 25.55%

Precincts			Voters		
Counted	Total	Percent	Ballots	Registered	Percent
68	68	100.00%	30,573	80,280	38.08%

**Report #6 — Unofficial
General and Special Election — Clark County, Washington — November 05, 2013**

Page 22 of 37

11/13/2013 02:33 PM
Precincts Reporting 228 of 228 = 100.00%

Total Number of Voters : 92,482 of 246,865 = 37.46%

Party	Candidate	Early	Election	Total
-------	-----------	-------	----------	-------

Evergreen School District No. 114 School Director - District No. 1, Vote For 1

Daniel Poletti	0	0.00%	9,780	49.28%	9,780	49.28%
Julie Bocanegra	0	0.00%	9,859	49.68%	9,859	49.68%
Write-Ins	0	0.00%	206	1.04%	206	1.04%
Cast Votes:	0	0.00%	19,845	77.27%	19,845	77.27%
Over Votes:	0	0.00%	4	0.02%	4	0.02%
Under Votes:	0	0.00%	5,835	22.72%	5,835	22.72%

Precincts			Voters		
Counted	Total	Percent	Ballots	Registered	Percent
73	73	100.00%	25,684	76,190	33.71%

Evergreen School District No. 114 School Director - District No. 5, Vote For 1

Michael Parsons	0	0.00%	16,684	97.21%	16,684	97.21%
Write-Ins	0	0.00%	478	2.79%	478	2.79%
Cast Votes:	0	0.00%	17,162	66.82%	17,162	66.82%
Over Votes:	0	0.00%	2	0.01%	2	0.01%
Under Votes:	0	0.00%	8,520	33.17%	8,520	33.17%

Precincts			Voters		
Counted	Total	Percent	Ballots	Registered	Percent
73	73	100.00%	25,684	76,190	33.71%

Battle Ground School District No. 119 School Director - District No. 1, Vote For 1

Monty Anderson	0	0.00%	9,314	93.73%	9,314	93.73%
Write-Ins	0	0.00%	623	6.27%	623	6.27%
Cast Votes:	0	0.00%	9,937	64.13%	9,937	64.13%
Over Votes:	0	0.00%	3	0.02%	3	0.02%
Under Votes:	0	0.00%	5,554	35.85%	5,554	35.85%

Precincts			Voters		
Counted	Total	Percent	Ballots	Registered	Percent
38	38	100.00%	15,494	38,987	39.74%

**Report #6 — Unofficial
General and Special Election — Clark County, Washington — November 05, 2013**

Total Number of Voters : 92,482 of 246,865 = 37.46%

Party	Candidate	Early	Election	Total
-------	-----------	-------	----------	-------

Battle Ground School District No. 119 School Director - District No. 3, Vote For 1

Jim Pegoraro	0	0.00%	5,912	51.40%	5,912	51.40%
Mitchell Taylor	0	0.00%	5,391	46.87%	5,391	46.87%
Write-Ins	0	0.00%	199	1.73%	199	1.73%
Cast Votes:	0	0.00%	11,502	74.24%	11,502	74.24%
Over Votes:	0	0.00%	3	0.02%	3	0.02%
Under Votes:	0	0.00%	3,989	25.75%	3,989	25.75%

Precincts			Voters		
Counted	Total	Percent	Ballots	Registered	Percent
38	38	100.00%	15,494	38,987	39.74%

Battle Ground School District No. 119 School Director - District No. 5, Vote For 1

Stephanie McClintock	0	0.00%	9,609	96.72%	9,609	96.72%
Write-Ins	0	0.00%	326	3.28%	326	3.28%
Cast Votes:	0	0.00%	9,935	64.12%	9,935	64.12%
Over Votes:	0	0.00%	3	0.02%	3	0.02%
Under Votes:	0	0.00%	5,556	35.86%	5,556	35.86%

Precincts			Voters		
Counted	Total	Percent	Ballots	Registered	Percent
38	38	100.00%	15,494	38,987	39.74%

Camas School District No. 117 School Director - District No. 1, Vote For 1

Casey O'Dell	0	0.00%	4,696	98.12%	4,696	98.12%
Write-Ins	0	0.00%	90	1.88%	90	1.88%
Cast Votes:	0	0.00%	4,786	68.22%	4,786	68.22%
Over Votes:	0	0.00%	0	0.00%	0	0.00%
Under Votes:	0	0.00%	2,230	31.78%	2,230	31.78%

Precincts			Voters		
Counted	Total	Percent	Ballots	Registered	Percent
23	23	100.00%	7,016	18,696	37.53%

**Report #6 — Unofficial
General and Special Election — Clark County, Washington — November 05, 2013**

Total Number of Voters : 92,482 of 246,865 = 37.46%

Precincts Reporting 228 of 228 = 100.00%

Party	Candidate	Early	Election	Total
-------	-----------	-------	----------	-------

Camas School District No. 117 School Director - District No. 2, Vote For 1

Julie Roiz	0	0.00%	2,995	55.95%	2,995	55.95%
Erika Cox	0	0.00%	2,312	43.19%	2,312	43.19%
Write-Ins	0	0.00%	46	0.86%	46	0.86%
Cast Votes:	0	0.00%	5,353	76.30%	5,353	76.30%
Over Votes:	0	0.00%	4	0.06%	4	0.06%
Under Votes:	0	0.00%	1,659	23.65%	1,659	23.65%

Precincts			Voters		
Counted	Total	Percent	Ballots	Registered	Percent
23	23	100.00%	7,016	18,696	37.53%

Washougal School District No. 112-6 School Director - District No. 3, Vote For 1

Blaine A. Peterson	0	0.00%	1,983	60.61%	1,983	60.61%
Jeanie Moran	0	0.00%	1,260	38.51%	1,260	38.51%
Write-Ins	0	0.00%	29	0.89%	29	0.89%
Cast Votes:	0	0.00%	3,272	79.19%	3,272	79.19%
Over Votes:	0	0.00%	0	0.00%	0	0.00%
Under Votes:	0	0.00%	860	20.81%	860	20.81%

Precincts			Voters		
Counted	Total	Percent	Ballots	Registered	Percent
11	11	100.00%	4,132	10,378	39.81%

Washougal School District No. 112-6 School Director - District No. 5, Vote For 1

Ron F. Dinius	0	0.00%	2,466	95.84%	2,466	95.84%
Write-Ins	0	0.00%	107	4.16%	107	4.16%
Cast Votes:	0	0.00%	2,573	62.27%	2,573	62.27%
Over Votes:	0	0.00%	0	0.00%	0	0.00%
Under Votes:	0	0.00%	1,559	37.73%	1,559	37.73%

Precincts			Voters		
Counted	Total	Percent	Ballots	Registered	Percent
11	11	100.00%	4,132	10,378	39.81%

Report #6 — Unofficial
General and Special Election — Clark County, Washington — November 05, 2013

11/13/2013 02:33 PM
 Precincts Reporting 228 of 228 = 100.00%

Page 25 of 37

Total Number of Voters : 92,482 of 246,865 = 37.46%

Party	Candidate	Early	Election	Total

Ridgefield School District No. 122 School Director - District No. 1, Vote For 1

Party	Candidate	Early	Election	Total
	Jeff Vigue	0 0.00%	2,601 97.16%	2,601 97.16%
	Write-Ins	0 0.00%	76 2.84%	76 2.84%

Cast Votes: 0 0.00% 2,677 62.01% 2,677 62.01%
 Over Votes: 0 0.00% 1 0.02% 1 0.02%
 Under Votes: 1,639 37.97% 1,639 37.97%

Precincts			Voters		
Counted	Total	Percent	Ballots	Registered	Percent
11	11	100.00%	4,317	9,552	45.19%

Ridgefield School District No. 122 School Director - District No. 4, Vote For 1

Party	Candidate	Early	Election	Total
	Becky Greenwald	0 0.00%	2,196 63.41%	2,196 63.41%
	Chuck Green	0 0.00%	1,244 35.92%	1,244 35.92%
	Write-Ins	0 0.00%	23 0.66%	23 0.66%

Cast Votes: 0 0.00% 3,463 80.22% 3,463 80.22%
 Over Votes: 0 0.00% 0 0.00% 0 0.00%
 Under Votes: 854 19.78% 854 19.78%

Precincts			Voters		
Counted	Total	Percent	Ballots	Registered	Percent
11	11	100.00%	4,317	9,552	45.19%

Hockinson School District No. 98 School Director - District No. 1, Vote For 1

Party	Candidate	Early	Election	Total
	Steve Nylund	0 0.00%	1,737 97.86%	1,737 97.86%
	Write-Ins	0 0.00%	38 2.14%	38 2.14%

Cast Votes: 0 0.00% 1,775 70.13% 1,775 70.13%
 Over Votes: 0 0.00% 0 0.00% 0 0.00%
 Under Votes: 756 29.87% 756 29.87%

Precincts			Voters		
Counted	Total	Percent	Ballots	Registered	Percent
6	6	100.00%	2,531	5,913	42.80%

**Report #6 — Unofficial
General and Special Election — Clark County, Washington — November 05, 2013**

Total Number of Voters : 92,482 of 246,865 = 37.46%

Party	Candidate	Early	Election	Total
-------	-----------	-------	----------	-------

Hockinson School District No. 98 School Director - District No. 2, Vote For 1

Kathy Nordberg
Ron Arp
Write-Ins

0	0.00%	1,212	56.56%	1,212	56.56%
0	0.00%	924	43.12%	924	43.12%
0	0.00%	7	0.33%	7	0.33%
0	0.00%	2,143	84.67%	2,143	84.67%
0	0.00%	0	0.00%	0	0.00%
0	0.00%	388	15.33%	388	15.33%

Cast Votes:
Over Votes:
Under Votes:

Precincts			Voters		
Counted	Total	Percent	Ballots	Registered	Percent
6	6	100.00%	2,531	5,913	42.80%

Hockinson School District No. 98 School Director - District No. 5, Vote For 1

Katherine Davis
Write-Ins

0	0.00%	1,646	97.92%	1,646	97.92%
0	0.00%	35	2.08%	35	2.08%
0	0.00%	1,681	66.42%	1,681	66.42%
0	0.00%	0	0.00%	0	0.00%
0	0.00%	850	33.58%	850	33.58%

Cast Votes:
Over Votes:
Under Votes:

Precincts			Voters		
Counted	Total	Percent	Ballots	Registered	Percent
6	6	100.00%	2,531	5,913	42.80%

La Center School District No. 101 School Director - District No. 2, Vote For 1

Todd Jones
Write-Ins

0	0.00%	1,325	96.29%	1,325	96.29%
0	0.00%	51	3.71%	51	3.71%
0	0.00%	1,376	62.69%	1,376	62.69%
0	0.00%	0	0.00%	0	0.00%
0	0.00%	819	37.31%	819	37.31%

Cast Votes:
Over Votes:
Under Votes:

Precincts			Voters		
Counted	Total	Percent	Ballots	Registered	Percent
6	6	100.00%	2,195	5,355	40.99%

**Report #6 — Unofficial
General and Special Election — Clark County, Washington — November 05, 2013**

Page 27 of 37

11/13/2013 02:33 PM
Precincts Reporting 228 of 228 = 100.00%

Total Number of Voters : 92,482 of 246,865 = 37.46%

Party	Candidate	Early	Election	Total
-------	-----------	-------	----------	-------

La Center School District No. 101 School Director - District No. 3, Vote For 1

Bob Taylor	0	0.00%	1,341	96.75%	1,341	96.75%
Write-Ins	0	0.00%	45	3.25%	45	3.25%
Cast Votes:	0	0.00%	1,386	63.14%	1,386	63.14%
Over Votes:	0	0.00%	0	0.00%	0	0.00%
Under Votes:	0	0.00%	809	36.86%	809	36.86%

Precincts			Voters		
Counted	Total	Percent	Ballots	Registered	Percent
6	6	100.00%	2,195	5,355	40.99%

Woodland School District No. 404-102 School Director - District No. 4, Vote For 1

Matthew Donald	0	0.00%	206	95.81%	206	95.81%
Write-Ins	0	0.00%	9	4.19%	9	4.19%
Cast Votes:	0	0.00%	215	62.32%	215	62.32%
Over Votes:	0	0.00%	0	0.00%	0	0.00%
Under Votes:	0	0.00%	130	37.68%	130	37.68%

Precincts			Voters		
Counted	Total	Percent	Ballots	Registered	Percent
1	1	100.00%	345	952	36.24%

Woodland School District No. 404-102 School Director - District No. 5, Vote For 1

Jeremy Stuart	0	0.00%	201	96.17%	201	96.17%
Write-Ins	0	0.00%	8	3.83%	8	3.83%
Cast Votes:	0	0.00%	209	60.58%	209	60.58%
Over Votes:	0	0.00%	0	0.00%	0	0.00%
Under Votes:	0	0.00%	136	39.42%	136	39.42%

Precincts			Voters		
Counted	Total	Percent	Ballots	Registered	Percent
1	1	100.00%	345	952	36.24%

**Report #6 — Unofficial
General and Special Election — Clark County, Washington — November 05, 2013**

Page 28 of 37

11/13/2013 02:33 PM

Total Number of Voters : 92,482 of 246,865 = 37.46%

Precincts Reporting 228 of 228 = 100.00%

Party	Candidate	Early	Election	Total
-------	-----------	-------	----------	-------

Green Mountain School District No. 103 School Director - Position No. 2, Vote For 1

Garren Elmer	0	0.00%	132	95.65%	132	95.65%
Write-Ins	0	0.00%	6	4.35%	6	4.35%
Cast Votes:	0	0.00%	138	71.50%	138	71.50%
Over Votes:	0	0.00%	0	0.00%	0	0.00%
Under Votes:	0	0.00%	55	28.50%	55	28.50%

Precincts			Voters		
Counted	Total	Percent	Ballots	Registered	Percent
1	1	100.00%	193	551	35.03%

Green Mountain School District No. 103 School Director - Position No. 3, Vote For 1

Jeff Strong	0	0.00%	135	97.83%	135	97.83%
Write-Ins	0	0.00%	3	2.17%	3	2.17%
Cast Votes:	0	0.00%	138	71.50%	138	71.50%
Over Votes:	0	0.00%	0	0.00%	0	0.00%
Under Votes:	0	0.00%	55	28.50%	55	28.50%

Precincts			Voters		
Counted	Total	Percent	Ballots	Registered	Percent
1	1	100.00%	193	551	35.03%

Mt. Pleasant School District No. 029-93 School Director - Position No. 1, Vote For 1

Thomas Schlatter	0	0.00%	2	100.00%	2	100.00%
Write-Ins	0	0.00%	0	0.00%	0	0.00%
Cast Votes:	0	0.00%	2	100.00%	2	100.00%
Over Votes:	0	0.00%	0	0.00%	0	0.00%
Under Votes:	0	0.00%	0	0.00%	0	0.00%

Precincts			Voters		
Counted	Total	Percent	Ballots	Registered	Percent
1	1	100.00%	2	11	18.18%

**Report #6 — Unofficial
General and Special Election — Clark County, Washington — November 05, 2013**

Total Number of Voters : 92,482 of 246,865 = 37.46%

Party	Candidate	Early	Election	Total
-------	-----------	-------	----------	-------

Mt. Pleasant School District No. 029-93 School Director - Position No. 4, Vote For 1

Tanis Morris	0	0.00%	2	100.00%	2	100.00%
Write-Ins	0	0.00%	0	0.00%	0	0.00%

Cast Votes:
Over Votes:
Under Votes:

0	0.00%	2	100.00%	2	100.00%
0	0.00%	0	0.00%	0	0.00%
0	0.00%	0	0.00%	0	0.00%

Precincts			Voters		
Counted	Total	Percent	Ballots	Registered	Percent
1	1	100.00%	2	11	18.18%

Mt. Pleasant School District No. 029-93 School Director - Position No. 5, Vote For 1

Kate Stiles	0	0.00%	2	100.00%	2	100.00%
Write-Ins	0	0.00%	0	0.00%	0	0.00%

Cast Votes:
Over Votes:
Under Votes:

0	0.00%	2	100.00%	2	100.00%
0	0.00%	0	0.00%	0	0.00%
0	0.00%	0	0.00%	0	0.00%

Precincts			Voters		
Counted	Total	Percent	Ballots	Registered	Percent
1	1	100.00%	2	11	18.18%

Clark County Fire & Rescue Commissioner - Position No. 1, Vote For 1

David Town	0	0.00%	3,268	54.11%	3,268	54.11%
W. Frank Mazna	0	0.00%	2,735	45.28%	2,735	45.28%
Write-Ins	0	0.00%	37	0.61%	37	0.61%

Cast Votes:
Over Votes:
Under Votes:

0	0.00%	6,040	77.58%	6,040	77.58%
0	0.00%	0	0.00%	0	0.00%
0	0.00%	1,746	22.42%	1,746	22.42%

Precincts			Voters		
Counted	Total	Percent	Ballots	Registered	Percent
26	26	100.00%	7,786	17,965	43.34%

**Report #6 — Unofficial
General and Special Election — Clark County, Washington — November 05, 2013**

Total Number of Voters : 92,482 of 246,865 = 37.46%

Party	Candidate	Early	Election	Total
-------	-----------	-------	----------	-------

Clark County Fire & Rescue Commissioner - Position No. 5, Vote For 1

Michael J. Lambrecht	0	0.00%	2,106	34.16%	2,106	34.16%
Larry Bartel	0	0.00%	4,024	65.27%	4,024	65.27%
Write-Ins	0	0.00%	35	0.57%	35	0.57%
Cast Votes:	0	0.00%	6,165	79.18%	6,165	79.18%
Over Votes:	0	0.00%	1	0.01%	1	0.01%
Under Votes:	0	0.00%	1,620	20.81%	1,620	20.81%

Precincts			Voters		
Counted	Total	Percent	Ballots	Registered	Percent
26	26	100.00%	7,786	17,965	43.34%

East County Fire & Rescue Commissioner - Position No. 2, Vote For 1

Victor N. Rasmussen	0	0.00%	1,395	63.84%	1,395	63.84%
Thomas A. Gianatasio	0	0.00%	778	35.61%	778	35.61%
Write-Ins	0	0.00%	12	0.55%	12	0.55%
Cast Votes:	0	0.00%	2,185	78.23%	2,185	78.23%
Over Votes:	0	0.00%	1	0.04%	1	0.04%
Under Votes:	0	0.00%	607	21.73%	607	21.73%

Precincts			Voters		
Counted	Total	Percent	Ballots	Registered	Percent
8	8	100.00%	2,793	6,802	41.06%

East County Fire & Rescue Commissioner - Position No. 4, Vote For 1

Martha Martin	0	0.00%	1,537	72.91%	1,537	72.91%
Ray D. Wygal	0	0.00%	560	26.57%	560	26.57%
Write-Ins	0	0.00%	11	0.52%	11	0.52%
Cast Votes:	0	0.00%	2,108	75.47%	2,108	75.47%
Over Votes:	0	0.00%	1	0.04%	1	0.04%
Under Votes:	0	0.00%	684	24.49%	684	24.49%

Precincts			Voters		
Counted	Total	Percent	Ballots	Registered	Percent
8	8	100.00%	2,793	6,802	41.06%

Report #6 — Unofficial
General and Special Election — Clark County, Washington — November 05, 2013

Page 31 of 37

11/13/2013 02:33 PM
 Precincts Reporting 228 of 228 = 100.00%

Total Number of Voters : 92,482 of 246,865 = 37.46%

Party	Candidate	Early	Election	Total
-------	-----------	-------	----------	-------

Fire Protection District No. 2 Commissioner - Position No. 1, Vote For 1

Ken Ayers	0	0.00%	269	96.76%	269	96.76%
Write-Ins	0	0.00%	9	3.24%	9	3.24%
Cast Votes:	0	0.00%	278	57.08%	278	57.08%
Over Votes:	0	0.00%	0	0.00%	0	0.00%
Under Votes:	0	0.00%	209	42.92%	209	42.92%

Precincts			Voters		
Counted	Total	Percent	Ballots	Registered	Percent
3	3	100.00%	487	1,306	37.29%

Fire Protection District No. 2 Commissioner - Position No. 2, Vote For 1

Dave Lester	0	0.00%	280	98.25%	280	98.25%
Write-Ins	0	0.00%	5	1.75%	5	1.75%
Cast Votes:	0	0.00%	285	58.52%	285	58.52%
Over Votes:	0	0.00%	0	0.00%	0	0.00%
Under Votes:	0	0.00%	202	41.48%	202	41.48%

Precincts			Voters		
Counted	Total	Percent	Ballots	Registered	Percent
3	3	100.00%	487	1,306	37.29%

Fire Protection District No. 2 Commissioner - Position No. 3, Vote For 1

Stanley S. Chunn	0	0.00%	294	98.00%	294	98.00%
Write-Ins	0	0.00%	6	2.00%	6	2.00%
Cast Votes:	0	0.00%	300	61.60%	300	61.60%
Over Votes:	0	0.00%	0	0.00%	0	0.00%
Under Votes:	0	0.00%	187	38.40%	187	38.40%

Precincts			Voters		
Counted	Total	Percent	Ballots	Registered	Percent
3	3	100.00%	487	1,306	37.29%

**Report #6 — Unofficial
General and Special Election — Clark County, Washington — November 05, 2013**

Page 32 of 37

11/13/2013 02:33 PM
Precincts Reporting 228 of 228 = 100.00%

Total Number of Voters : 92,482 of 246,865 = 37.46%

Party	Candidate	Early	Election	Total
-------	-----------	-------	----------	-------

Fire Protection District No. 3 Commissioner - Position No. 1, Vote For 1

Jon Couture	0	0.00%	3,438	98.34%	3,438	98.34%
Write-Ins	0	0.00%	58	1.66%	58	1.66%
Cast Votes:	0	0.00%	3,496	64.75%	3,496	64.75%
Over Votes:	0	0.00%	0	0.00%	0	0.00%
Under Votes:	0	0.00%	1,903	35.25%	1,903	35.25%

Precincts			Voters		
Counted	Total	Percent	Ballots	Registered	Percent
17	17	100.00%	5,399	12,301	43.89%

Fire Protection District No. 5 Commissioner - Position No. 2, Vote For 1

Roy Rhine	0	0.00%	9,705	97.32%	9,705	97.32%
Write-Ins	0	0.00%	267	2.68%	267	2.68%
Cast Votes:	0	0.00%	9,972	67.19%	9,972	67.19%
Over Votes:	0	0.00%	3	0.02%	3	0.02%
Under Votes:	0	0.00%	4,866	32.79%	4,866	32.79%

Precincts			Voters		
Counted	Total	Percent	Ballots	Registered	Percent
48	48	100.00%	14,841	46,672	31.80%

Fire Protection District No. 6 Commissioner - Position No. 2, Vote For 1

Dean T. Bloemke	0	0.00%	9,634	98.31%	9,634	98.31%
Write-Ins	0	0.00%	166	1.69%	166	1.69%
Cast Votes:	0	0.00%	9,800	64.64%	9,800	64.64%
Over Votes:	0	0.00%	4	0.03%	4	0.03%
Under Votes:	0	0.00%	5,356	35.33%	5,356	35.33%

Precincts			Voters		
Counted	Total	Percent	Ballots	Registered	Percent
38	38	100.00%	15,160	38,725	39.15%

Report #6 — Unofficial
General and Special Election — Clark County, Washington — November 05, 2013

11/13/2013 02:33 PM
 Precincts Reporting 228 of 228 = 100.00%

Page 33 of 37

Total Number of Voters : 92,482 of 246,865 = 37.46%

Party	Candidate	Early	Election	Total
-------	-----------	-------	----------	-------

Fire Protection District No. 10 Commissioner - Position No. 1, Vote For 1

Richard Johnson
 Write-Ins

Cast Votes: 0 0.00% 1,204 97.33% 1,204 97.33%
 Over Votes: 0 0.00% 33 2.67% 33 2.67%
 Under Votes: 0 0.00% 1,237 61.03% 1,237 61.03%
 0 0.00% 2 0.10% 2 0.10%
 0 0.00% 788 38.88% 788 38.88%

Precincts			Voters		
Counted	Total	Percent	Ballots	Registered	Percent
11	11	100.00%	2,027	5,081	39.89%

Fire Protection District No. 13 Commissioner - Position No. 1, Vote For 1

Erv Beard
 Write-Ins

Cast Votes: 0 0.00% 573 96.63% 573 96.63%
 Over Votes: 0 0.00% 20 3.37% 20 3.37%
 Under Votes: 0 0.00% 593 64.11% 593 64.11%
 0 0.00% 0 0.00% 0 0.00%
 0 0.00% 332 35.89% 332 35.89%

Precincts			Voters		
Counted	Total	Percent	Ballots	Registered	Percent
5	5	100.00%	925	2,196	42.12%

Cemetery District No. 1 Commissioner - Position No. 2, Vote For 1

Lois Engel
 Write-Ins

Cast Votes: 0 0.00% 1,107 99.02% 1,107 99.02%
 Over Votes: 0 0.00% 11 0.98% 11 0.98%
 Under Votes: 0 0.00% 1,118 64.81% 1,118 64.81%
 0 0.00% 0 0.00% 0 0.00%
 0 0.00% 607 35.19% 607 35.19%

Precincts			Voters		
Counted	Total	Percent	Ballots	Registered	Percent
11	11	100.00%	1,725	4,442	38.83%

**Report #6 — Unofficial
General and Special Election — Clark County, Washington — November 05, 2013**

Page 34 of 37

11/13/2013 02:33 PM
Precincts Reporting 228 of 228 = 100.00%

Total Number of Voters : 92,482 of 246,865 = 37.46%

Party	Candidate	Early	Election	Total
-------	-----------	-------	----------	-------

Cemetery District No. 4 Commissioner - Position No. 2, Vote For 1

Heidi Zimmerman
Write-Ins

Cast Votes:	0	0.00%	860	97.40%	860	97.40%
Over Votes:	0	0.00%	23	2.60%	23	2.60%
Under Votes:	0	0.00%	883	64.88%	883	64.88%
	0	0.00%	0	0.00%	0	0.00%
	0	0.00%	478	35.12%	478	35.12%

Precincts			Voters		
Counted	Total	Percent	Ballots	Registered	Percent
9	9	100.00%	1,361	3,365	40.45%

Cemetery District No. 6 Commissioner - Position No. 2, Vote For 1

Dale Venema
Write-Ins

Cast Votes:	0	0.00%	4,413	97.87%	4,413	97.87%
Over Votes:	0	0.00%	96	2.13%	96	2.13%
Under Votes:	0	0.00%	4,509	61.45%	4,509	61.45%
	0	0.00%	0	0.00%	0	0.00%
	0	0.00%	2,829	38.55%	2,829	38.55%

Precincts			Voters		
Counted	Total	Percent	Ballots	Registered	Percent
26	26	100.00%	7,338	17,912	40.97%

Clark Regional Wastewater District Commissioner - Position No. 1, Vote For 1

Neil Kimsey
Write-Ins

Cast Votes:	0	0.00%	13,630	97.78%	13,630	97.78%
Over Votes:	0	0.00%	310	2.22%	310	2.22%
Under Votes:	0	0.00%	13,940	65.38%	13,940	65.38%
	0	0.00%	5	0.02%	5	0.02%
	0	0.00%	7,375	34.59%	7,375	34.59%

Precincts			Voters		
Counted	Total	Percent	Ballots	Registered	Percent
65	66	98.48%	21,320	57,918	36.81%

**Report #6 — Unofficial
General and Special Election — Clark County, Washington — November 05, 2013**

Total Number of Voters : 92,482 of 246,865 = 37.46%

Party	Candidate	Early	Election	Total
-------	-----------	-------	----------	-------

Vancouver Port District Commissioner - District No. 3, Vote For 1

Jerry Oliver	0	0.00%	36,341	96.22%	36,341	96.22%
Write-Ins	0	0.00%	1,429	3.78%	1,429	3.78%
Cast Votes:	0	0.00%	37,770	65.16%	37,770	65.16%
Over Votes:	0	0.00%	13	0.02%	13	0.02%
Under Votes:	0	0.00%	20,183	34.82%	20,183	34.82%

Precincts			Voters		
Counted	Total	Percent	Ballots	Registered	Percent
151	151	100.00%	57,966	161,596	35.87%

Camas-Washougal Port District Commissioner - District No. 1, Vote For 1

Mark Lampton	0	0.00%	6,653	98.11%	6,653	98.11%
Write-Ins	0	0.00%	128	1.89%	128	1.89%
Cast Votes:	0	0.00%	6,781	63.45%	6,781	63.45%
Over Votes:	0	0.00%	1	0.01%	1	0.01%
Under Votes:	0	0.00%	3,905	36.54%	3,905	36.54%

Precincts			Voters		
Counted	Total	Percent	Ballots	Registered	Percent
28	29	96.55%	10,687	27,641	38.66%

Camas-Washougal Port District Commissioner - District No. 3, Vote For 1

Bill Macrae-Smith	0	0.00%	6,719	97.70%	6,719	97.70%
Write-Ins	0	0.00%	158	2.30%	158	2.30%
Cast Votes:	0	0.00%	6,877	64.35%	6,877	64.35%
Over Votes:	0	0.00%	0	0.00%	0	0.00%
Under Votes:	0	0.00%	3,810	35.65%	3,810	35.65%

Precincts			Voters		
Counted	Total	Percent	Ballots	Registered	Percent
28	29	96.55%	10,687	27,641	38.66%

**Report #6 — Unofficial
General and Special Election — Clark County, Washington — November 05, 2013**

Total Number of Voters : 92,482 of 246,865 = 37.46%

Party	Candidate	Early	Election	Total
-------	-----------	-------	----------	-------

Ridgefield Port District Commissioner - District No. 2, Vote For 1

Scott Hughes	0	0.00%	2,876	97.89%	2,876	97.89%
Write-Ins	0	0.00%	62	2.11%	62	2.11%
Cast Votes:	0	0.00%	2,938	68.06%	2,938	68.06%
Over Votes:	0	0.00%	0	0.00%	0	0.00%
Under Votes:	0	0.00%	1,379	31.94%	1,379	31.94%

Precincts			Voters		
Counted	Total	Percent	Ballots	Registered	Percent
11	11	100.00%	4,317	9,552	45.19%

Woodland Swimming Pool & Recreation District Commissioner - Position No. 2, Vote For 1

Sharyn Crosby	0	0.00%	197	95.17%	197	95.17%
Write-Ins	0	0.00%	10	4.83%	10	4.83%
Cast Votes:	0	0.00%	207	60.00%	207	60.00%
Over Votes:	0	0.00%	0	0.00%	0	0.00%
Under Votes:	0	0.00%	138	40.00%	138	40.00%

Precincts			Voters		
Counted	Total	Percent	Ballots	Registered	Percent
1	1	100.00%	345	952	36.24%

Woodland Swimming Pool & Recreation District Commissioner - Position No. 4, Vote For 1

Bruce Hullett	0	0.00%	209	95.43%	209	95.43%
Write-Ins	0	0.00%	10	4.57%	10	4.57%
Cast Votes:	0	0.00%	219	63.48%	219	63.48%
Over Votes:	0	0.00%	0	0.00%	0	0.00%
Under Votes:	0	0.00%	126	36.52%	126	36.52%

Precincts			Voters		
Counted	Total	Percent	Ballots	Registered	Percent
1	1	100.00%	345	952	36.24%

**Report #6 — Unofficial
General and Special Election — Clark County, Washington — November 05, 2013**

11/13/2013 02:33 PM
Precincts Reporting 228 of 228 = 100.00%

Total Number of Voters : 92,482 of 246,865 = 37.46%

Party	Candidate	Early	Election	Total
-------	-----------	-------	----------	-------

Woodland Swimming Pool & Recreation District Commissioner - Position No. 5, Vote For 1

Shannon Tracy	0	0.00%	196	94.23%	196	94.23%
Write-Ins	0	0.00%	12	5.77%	12	5.77%

Cast Votes: 208 60.29% 208 60.29%
 Over Votes: 0 0.00% 0 0.00%
 Under Votes: 137 39.71% 137 39.71%

Precincts			Voters		
Counted	Total	Percent	Ballots	Registered	Percent
1	1	100.00%	345	952	36.24%

East County Fire & Rescue Proposition No. 1, Vote For 1

Yes	0	0.00%	1,265	48.90%	1,265	48.90%
No	0	0.00%	1,322	51.10%	1,322	51.10%

Cast Votes: 2,587 92.62% 2,587 92.62%
 Over Votes: 0 0.00% 0 0.00%
 Under Votes: 206 7.38% 206 7.38%

Precincts			Voters		
Counted	Total	Percent	Ballots	Registered	Percent
8	8	100.00%	2,793	6,802	41.06%

City of Washougal Proposition No. 1, Vote For 1

For adoption of the Council/Manager form of government	0	0.00%	1,016	34.49%	1,016	34.49%
Against adoption of the Council/Manager form of government	0	0.00%	1,930	65.51%	1,930	65.51%

Cast Votes: 2,946 93.08% 2,946 93.08%
 Over Votes: 0 0.00% 0 0.00%
 Under Votes: 219 6.92% 219 6.92%

Precincts			Voters		
Counted	Total	Percent	Ballots	Registered	Percent
7	7	100.00%	3,165	8,330	38.00%

Eastbound weekday average number of passengers on route 4 buses

Stop	Morning	Onbus	Afternoon	Onbus	Evening	Onbus	StopCode	Stop Description
1	9		17		13		3092	DENVER AV & VICTORY BLVD,2 (3092)
2	9		17		14		3290	N HAYDEN ISLAND DR & OFF RAMP NB,1 (3290)
3	10		22		16		3291	JANTZEN BEACH & NB TC,2 (3291)
4	10		21		17		3277	BROADWAY & 7TH ST NB,1 (3277)
5	9		19		15		3278	BROADWAY & EVERGREEN BLVD,2 (3278)
6	10		21		15		3279	BROADWAY & 13TH ST NB,1 (3279)
7	11		22		15		3280	BROADWAY & 15TH ST NB,1 (3280)
8	11		22		15		356	BROADWAY & E 19TH ST NB,1 (356)
9	11		22		15		357	BROADWAY & E 22ND ST NB,1 (357)
10	13		24		15		358	BROADWAY & E 24TH ST NB,1 (358)
11	13		24		15		469	E 4TH PLAIN BLVD & D ST EB,1 (469)
12	14		25		15		467	E 4TH PLAIN BLVD & F ST EB,1 (467)
13	12		24		14		3024	E FOURTH PLAIN BLVD & ST JOHNS BLVD,2 (3024)
14	13		24		14		461	E 4TH PLAIN BLVD & T ST EB,1 (461)
15	14		27		14		458	E 4TH PLAIN BLVD & FT VANCOUVER WAY EB,1 (458)
16	14		26		14		457	E 4TH PLAIN BLVD & Z ST EB,1 (457)
17	14		27		14		3025	FOURTH PLAIN & GRAND BLVD EB,2 (3025)
18	14		26		13		453	E 4TH PLAIN BLVD & NORRIS RD EB,1 (453)
19	15		26		13		403	E 4TH PLAIN BLVD & TODD RD EB,1 (403)
20	15		25		12		400	E 4TH PLAIN BLVD & FALK RD EB,1 (400)
21	15		25		12		3337	E FOURTH PLAIN BLVD & E CAPLES EB,1 (3337)
22	13		24		11		3193	4TH PLAIN BLVD & GENERAL ANDERSON EB,1 (3193)
23	13		24		11		3338	E FOURTH PLAIN BLVD & E STAPLETON EB,1 (3338)
24	13		23		10		385	E 4TH PLAIN BLVD & NE 57TH ST EB,1 (385)
25	13		23		10		382	E 4TH PLAIN BLVD & NE 62ND AVE EB,1 (382)
26	12		22		10		380	NE 4TH PLAIN BLVD & NE 65TH AVE EB,2 (380)
27	11		20		9		378	E 4TH PLAIN BLVD & ANDRESEN RD EB,1 (378)
28	10		20		9		375	NE 4TH PLAIN BLVD & E ANDRESEN RD EB,2 (375)
29	10		19		9		372	E 4TH PLAIN BLVD & NE 78TH AVE EB,1 (372)
30	10		19		9		370	E 4TH PLAIN BLVD & 8011 EB,1 (370)
31	10		18		9		367	E 4TH PLAIN BLVD & NE 86TH AVE EB,1 (367)
32	10		18		8		364	E 4TH PLAIN BLVD & NE SPOKANE WAY EB,1 (364)
33	6		13		6		362	NE VAN MALL DR & NE 94TH AVE WB,1 (362)
34	2		3		2		360	VAN MALL LOOP & TRANSIT CENTER,3 (360)

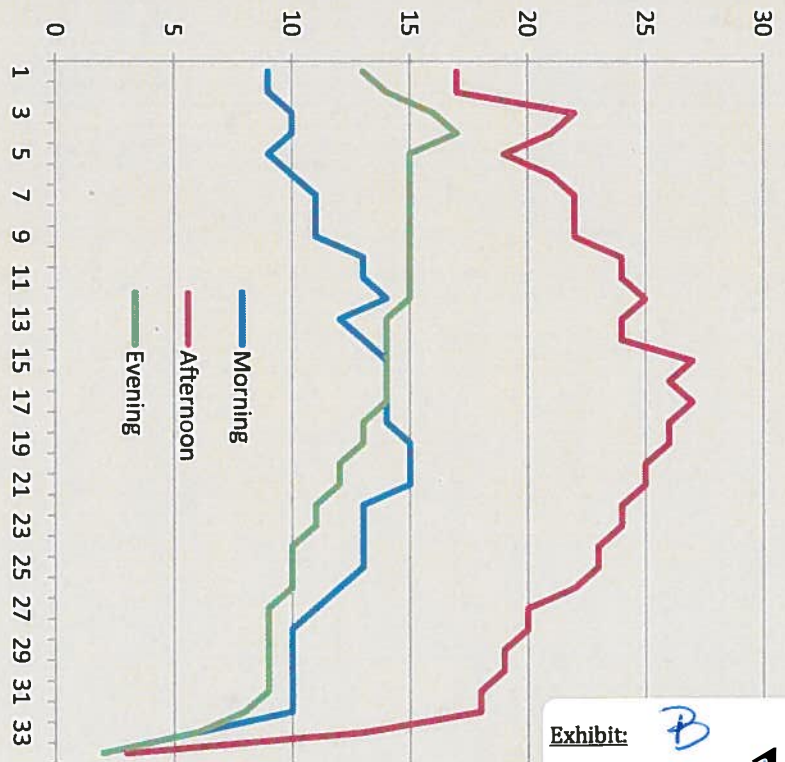


Exhibit: **B**

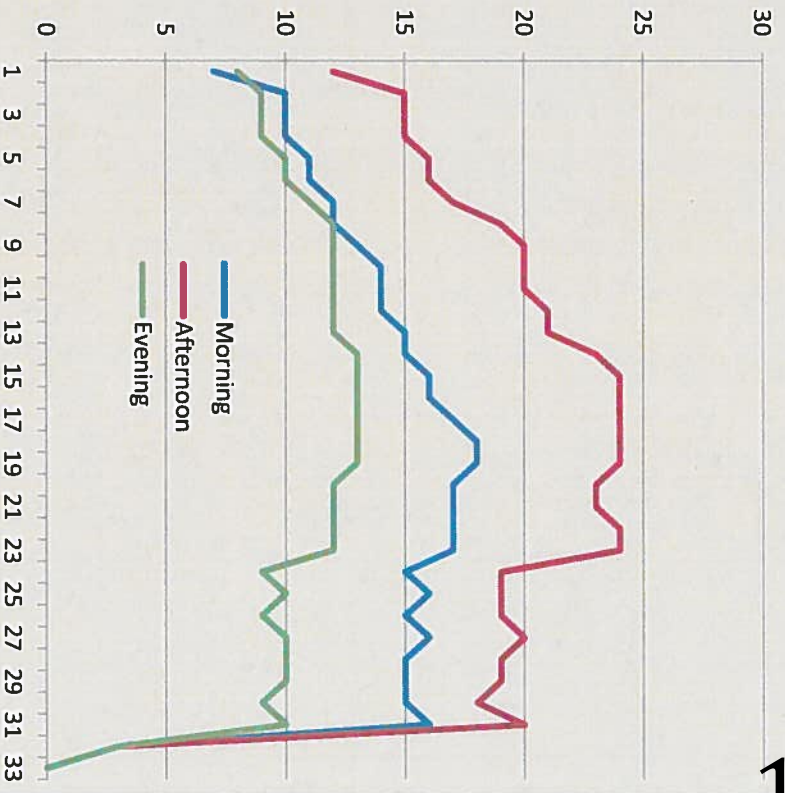
Meeting Date: **11/2/18**

Received By: **D.fermann**

170

Westbound weekday average number of passengers on route 4 buses

Stop	Morning	Afternoon	Evening	StopCode	Stop Description
1	7	12	8	360	VAN MALL LOOP && VAN MALL TRANSIT CENTER,2 (360)
2	10	15	9	361	NE VAN MALL DR && NE 94TH AVE EB,1 (361)
3	10	15	9	363	NE 4TH PLAIN BLVD && NE SPOKANE WAY WB,1 (363)
4	10	15	9	365	NE 4TH PLAIN BLVD && NE THURSTON WAY WB,1 (365)
5	11	16	10	369	NE 4TH PLAIN RD && NE PACIFIC WAY WB,1 (369)
6	11	16	10	371	NE 4TH PLAIN BLVD && NE 78TH AVE WB,1 (371)
7	12	17	11	376	NE 4TH PLAIN BLVD && NE 72ND AVE WB,1 (376)
8	12	19	12	2958	FOURTH PLAIN BLVD && ANDRESSEN RD,2 (2958)
9	13	20	12	379	FOURTH PLAIN BLVD && 65TH AVE WB,2 (379)
10	14	20	12	381	NE 4TH PLAIN BLVD && NE 62ND AVE WB,1 (381)
11	14	20	12	383	NE 4TH PLAIN BLVD && 6000 WB,1 (383)
12	14	21	12	386	NE 4TH PLAIN BLVD && NE 57TH AVE WB,1 (386)
13	15	21	12	3339	E FOURTH PLAIN BLVD && E STARLETON WB,1 (3339)
14	15	23	13	3192	E 4TH PLAIN BLVD && GENERAL ANDERSON WB,1 (3192)
15	16	24	13	399	E 4TH PLAIN BLVD && WINTER DR WB,1 (399)
16	16	24	13	401	E 4TH PLAIN BLVD && FALK RD WB,1 (401)
17	17	24	13	404	E 4TH PLAIN BLVD && ROSSITER LANE WB,1 (404)
18	18	24	13	452	E 4TH PLAIN BLVD && NORRIS RD WB,1 (452)
19	18	24	13	2843	FOURTH PLAIN && GRAND BLVD WB,2 (2843)
20	17	23	12	459	E 4TH PLAIN BLVD && FT VANCOUVER WAY WB,1 (459)
21	17	23	12	460	E 4TH PLAIN BLVD && T ST WB,1 (460)
22	17	24	12	2844	E FOURTH PLAIN BLVD && ST JOHNS BLVD,2 (2844)
23	17	24	12	468	E 4TH PLAIN BLVD && F ST WB,1 (468)
24	15	19	9	353	BROADWAY && 25TH ST REET SB,1 (353)
25	16	19	10	355	BROADWAY && 19TH STREET SB,1 (355)
26	15	19	9	301	BROADWAY && E 16TH ST SB,1 (301)
27	16	20	10	303	BROADWAY && E MILL PLAIN BLVD SB,1 (303)
28	15	19	10	304	BROADWAY && E 13TH ST SB,1 (304)
29	15	19	10	308	BROADWAY && 11TH STREET SB,2 (308)
30	15	18	9	3282	8TH ST && MAIN ST WB,1 (3282)
31	16	20	10	3284	WASHINGTON ST && 7TH ST SB,1 (3284)
32	3	3	3	3428	JANTZEN BEACH && SB TC,2 (3428)
34	0	0	0	3092	DENVER AVE && VICTORY BLVD,3 (3092)



These County projects will use more local taxpayer dollars than BRT. why don't they have "Advisory Votes"?

A Comparison:

Project	Local Tax Dollars*	Annual O&M Savings
I-5/Salmon Creek Interchange, Clark County share	\$18,400,000*	Zero
119th Street Improvements, 72nd to 87th Avenues	\$12,774,000	Zero
NE Highway 99 - Railroad Crossing to NE 78th Street	\$11,350,000**	Zero
Clark County Pothole Repair Fund (aka Road Maintenance Fund), average annual expenditures	\$11,000,000	Zero
NE Highway 99 - NE 99th Street to NE 107th Street	\$10,000,000**	Zero
Fourth Plain Bus Rapid Transit Project	\$6,000,000	\$900,000

The County Commissioners need to approve local taxpayer funding for all of these projects. Almost twice as many tax dollars go to pothole repair than BRT. Why are they singling out BRT?

*Includes \$15,000,000 in loans to be repaid by County Road Fund.

** Not fully funded; amount of local taxpayer funding via County Road Fund is estimated

Does not include Traffic Impact Fees, which due to the TIF waiver may need to come from taxpayer sources.

Sources: Clark County Transportation Improvement Program and C-TRAN.



Exhibit: C
 Meeting Date: 11/12/13
 Received By: D. Jermann

Clark County

Advisory Vote No. 2 - BUS RAPID TRANSIT ADVISORY VOTE
PROPOSED

BUS RAPID TRANSIT RESOLUTION 2013-07-19

A resolution to create a policy of the Board of Commissioners to oppose every Bus Rapid Transit project in Clark County unless it is not first supported by a majority of the voters in a county-wide advisory vote of the people.

Because the Clark County Board of Commissioners, as representatives of the Citizens of Clark County, serve as members of various governing boards that may consider High Capacity Transit Bus Rapid Transit transportation projects; and

Because the 20-year Transit Development Plan adopted by C-Tran was based on the Columbia River Crossing High Capacity Transit project with Light Rail and Bus Rapid Transit that was closed down as directed by Governors Kitzhaber and Inslee; and

Because that plan to connect Bus Rapid Transit to Portland Light Rail at a High Capacity Terminus in Clark County is now obsolete; and

Because the 20-year C-Tran plan includes spending up to \$407 million on Bus Rapid Transit projects that will require additional tax increases; and

Because the 20-year C-Tran Plan states that High Capacity Transit shall not be funded by diverting existing C-Tran revenues from current operating and capital costs; and

Because the C-Tran Adopted Policy states that "any means chosen to finance operations of the HCT component of the CRC project shall be submitted to the impacted C-TRAN voters for approval"; and

Because a sales tax increase to fund Bus Rapid Transit and Light Rail operation and maintenance was submitted to the voters and rejected in the November 2012 General Election when voters defeated C-Tran Proposition One; and

Because a new 20-year C-Tran plan must be defined based on clear policies that are supported by the affected citizens; and

Because the Board of Commissioners wish to seek and respect voter input in a county-wide advisory vote in advance of any board vote on any Bus Rapid Transit project before millions of dollars are spent on it; and

Because this matter was considered at a duly advertised public hearing, where the Board of County Commissioners concluded that adoption of this policy would be in the best interests of the public health, safety and welfare of the Citizens, now therefore:

BE IT ORDERED AND RESOLVED BY THE BOARD OF COUNTY COMMISSIONERS OF CLARK COUNTY, STATE OF WASHINGTON AS FOLLOWS:

It should be the policy of the Clark County Board of Commissioners to clearly oppose every Bus Rapid Transit project in Clark County unless it is first supported by a majority of the voters in a county-wide advisory vote of the people; and

To uphold this policy as board members of C-Tran, the Southwest Washington Regional Transportation Council, the Metropolitan Policy Advisory Committee (MPAC), and the Joint Policy Advisory Committee on Transportation (JPACT).

ADOPTED this ____ day of _____, 2013.

Attest:

Rebecca Tilton,
Clerk to the Board

Approved as to Form Only:
ANTHONY GOLIK

Clark Co. Prosecuting Attorney
By his Deputy, Lori L. Volkman

Board of Clark County Commissioners:

Steve Stuart, Chair

Tom Mielke, Commissioner

David Madore, Commissioner

Exhibit: *D*
Meeting Date: *11/12/13*
Received By: *D. Germann*
173

RTC BOARD RESOLUTION – November 5, 2013

A RESOLUTION supporting RTC adopted resolution No. 07-08-10

WHEREAS, RTC resolution No. 07-08-10 and the CRC Locally Preferred Alternative documents require that any means of funding CRC light rail operation be authorized by a vote of the people, stating:

“Any means chosen to finance operations of the HCT component of the CRC project shall be submitted to impacted C-TRAN voters for approval” (Ref 1); and

WHEREAS, the CRC High Capacity Transit financing plan was placed on the ballot as Proposition One and was rejected by the voters in the 2012 General Election; and

WHEREAS, voter approval has not authorized any means to fund CRC Light Rail operation and maintenance; and

WHEREAS, the RTC Board should adhere to adopted policy that states that as a condition of approval, that any means of funding the operation and maintenance costs of the High Capacity component of the CRC, shall be first approved by a vote of the people; and

NOW, THEREFORE, BE IT RESOLVED, that the RTC Board continues to support RTC resolution No. 07-08-10.

Ref 1:

RTC Resolution # 07-08-10 (page 56 of the following reference)

http://www.columbiarivercrossing.org/FileLibrary/IRP/IRP_TabG.pdf

and

<http://www.rtc.wa.gov/meetings/board/brdminutes.080722.htm>

and

Page 63, second to last bullet of the Locally Preferred Alternative at:

http://www.columbiarivercrossing.org/FileLibrary/GeneralProjectDocs/LPA_Resolutions.pdf

and

RTC Resolution 07-08-10 adopted on Jul 22, 2008, page 16

<http://www.rtc.wa.gov/reports/mtp/Mtp2008.pdf>


Exhibit:

E 174
11/2/13

Meeting Date:

Received By:

D. Korman



July 22, 2008

**BEFORE THE SOUTHWEST WASHINGTON
REGIONAL TRANSPORTATION COUNCIL BOARD OF DIRECTORS
RESOLUTION 07-08-10**

FOR THE PURPOSE OF ENDORSING THE LOCALLY PREFERRED ALTERNATIVE FOR THE COLUMBIA RIVER CROSSING PROJECT AND AMENDING THE 2008 METROPOLITAN TRANSPORTATION PLAN.

WHEREAS, the Metropolitan Transportation Plan (MTP) for Clark County is the long-range, regional transportation plan.

WHEREAS, the MTP is a part of the required federal transportation planning process and represents the collective strategy for developing a regional transportation system to provide mobility and accessibility for person trips as well as freight and goods movement

WHEREAS, the transportation plan is based on the Comprehensive Growth Management Plan for Clark County and supports local land uses and the region's economic development

WHEREAS, the MTP identifies future travel needs, recommends policies/strategies, projects and identifies implementation programs to meet future transportation needs

WHEREAS, the Columbia River Crossing (CRC) is a proposed multimodal bridge, transit, highway, bicycle and pedestrian improvement project sponsored by the Oregon and Washington transportation departments in coordination with Metro, TriMet and the City of Portland as well as the Regional Transportation Council of Southwest Washington, C-TRAN and the City of Vancouver, Washington

WHEREAS, the CRC project is designed to improve mobility and address safety problems along a five-mile corridor between State Route 500 in Vancouver, Washington, to approximately Columbia Boulevard in Portland, Oregon, including the Interstate Bridge across the Columbia River

WHEREAS, the capital costs of the project would be funded by a combination of Federal Transit Administration (FTA) New Starts funding for the transit component, Federal Highway Administration (FHWA) funding for highway, freight, bicycle and pedestrian improvements, with additional funds provided by the states of Oregon and Washington

WHEREAS, tolls are also proposed for the new I-5 bridge to pay for a portion of the capital project and to manage transportation demand

WHEREAS: On June 24, the CRC Task Force initiated the LPA process by approving the following recommendation

- A replacement bridge with three through lanes northbound and southbound.
- Light rail as the preferred high capacity transit mode with an alignment and terminus based on FTA funding, technical considerations and Vancouver City Council and C-TRAN votes in early July 2008.
- Formation of a formal oversight committee.

F

11/17/08

Dfermann

- Continuation of existing advisory committees dealing with freight, pedestrians and bicycles, urban design, community and environmental justice and creation of a new sustainability working group.
- A list of project and regional elements that have not been made final at this time, but which the CRC Project recognizes the need for consideration.

WHEREAS, the Regional Transportation Advisory Committee (RTAC) reviewed and gave their technical recommendation to the proposed Columbia River Crossing Locally Preferred and amendment to the MTP at their July 18 meeting

WHEREAS, the CRC Draft Environmental Impact Statement has been through extensive public review

WHEREAS, the LPA has been recommended by the following: 1) CRC Task Force, 2) Vancouver City Council, 3) C-TRAN Board of Directors, 4) Tri-Met Board of Directors, 5) City of Portland Council, 6) JPACT, and Metro Council

WHEREAS, RTC Board action on this Resolution will meet the federally-required MTP amendment and will complete the adoption of the LPA by all of the Sponsor Agencies. RTC's and Metro's amended MTP's will be forwarded to the Federal Transit Administration and thereby allow the project to apply for FTA New Starts funding

THEREFORE BE IT RESOLVED, based on the information findings and public comment, this resolution finds that the RTC Board supports a locally preferred alternative for the Columbia River Crossing project as follows:

- I-5 replacement bridge with three through lanes in each direction. The number of auxiliary lanes (two to three) are to be determined through further analysis. The project also includes reconstructed interchanges within the bridge influence area.
- Light rail transit as the high capacity transit mode.
- Clark College terminus with a Vancouver alignment that travels south/north on the Washington-Broadway couplet, then turns east on McLoughlin with a terminus at the Clark College vicinity.


FURTHERMORE, as the project moves forward through the EIS process and to a Record of Decision, the following policy issues need to be addressed.

- The sum of the CRC project elements need to be interwoven to produce a balanced multi-modal project that includes highway, high capacity transit, freight movement, transportation demand management, and bicycle and pedestrian improvements.
- Creation of a formal oversight committee that works as equal partners, striving for consensus and providing for a public process of review, deliberation and decision-making for outstanding major project issues and decisions. The Governors of Washington and Oregon issued a joint letter on June 19, 2008, calling for the committee to include representatives of WSDOT and ODOT, RTC and Metro, C-TRAN and TriMet, and Vancouver and Portland. The Governors' letter also called for the Council to be chaired by two citizens, one from each state.
- Direct the Bi-State Coordination Committee to evaluate the other bottlenecks within the system (e.g. I-405 / I-5 loop, Rose Quarter, etc.)

- Reflecting prior agreements between Oregon and Washington the costs for the design and construction of the I-5 replacement bridge should be shared equally between Oregon and Washington. The costs for the roadway and interchanges in each state would be covered by the respective state. For the HCT capital, operation, and maintenance costs the proportions shall be calculated by dividing the length of the HCT corridor in Washington and the length of the HCT corridor in Oregon, as determined by the State DOT's acknowledged state line in the Columbia River, but the total length of the HCT corridor from the Expo Center Station to the terminus in Clark County.
 - o Given the projected inequity between States in the funding derived from tolls, we ask that the oversight committee consider alternate methods to achieve greater funding equity, such as providing Washington residents working in Oregon a deduction on their Oregon Income Taxes for tolls paid.
- A detailed financing plan including costs and sources of revenue must be proposed and presented to partner agencies and the public.
- With regards to possible tolling as a revenue source for the CRC Project, we give the following direction:
 - o First, set up a process that works with and educates the public on potential tolls, modeled after (and learning from) the tolling implementation committee created by the Legislature and Governor in House Bill 3096 (creating the same for tolling the SR-520 bridge and reporting to the Governor and Legislature by January 2009)
 - o Second, limit the costs of tolls to funding for the local share of the construction costs of the CRC Project within the Bridge Influence Area, and only after all other sources of Federal and State revenue are exhausted.
- Any means chosen to finance operations of the HCT component of the CRC project shall be submitted to impacted C-TRAN voters for approval
- The design of the highway interchanges, bridge, and transit facilities should reflect the principles of sustainability, cost efficiency and context sensitivity. Further analysis should be undertaken of the greenhouse gases from the project.

NOW, THEREFORE, BE IT FURTHER RESOLVED that the RTC Metropolitan Transportation Plan be amended to include the Locally Preferred Alternative as stated herein.

ADOPTED by the RTC Board of Directors this 22nd day of July 2008.



Royce E. Pollard, Chair of the Board

ATTEST:


Dean Lookingbill, RTC Transportation Director

Attachment: RTC Board Memorandum "2008 Metropolitan Transportation Plan Amendment: Columbia River Crossing Locally Preferred Alternative"